THE GUILD OF LIBRARY MAKERS

Device Catalog

Table of Contents

#1 Bag Carrier 2
#2 Bottle Opener 3
#3 Button Helper 4
#4 Pull Tab Tin Can Opener 5
#5 Beverage Can Opener 6
#6 Fork and Spoon Support 7
#7 Light Switch Extension Lever 8
#8 Blister Pack Opener 9
#9 Seatbelt Release Aid 10
#10 Signature Guide 11
#11 Phone Magnifier Stand 12
#12 One Handed Book Holder 13
#13 Finger Pencil Holder 14
#14 Tube Opener 15
#15 Reading Bar 16
#16 Palm Pen Holder 17
#17 Milk Carton Opener 18

#1 Bag Carrier



What It Does

A comfortable handle with two hooks for carrying shopping bags without the straps digging into your hand.

How To Use It

Hook the bag straps onto the carrier and hold the rounded handle. It can also hang on the side of a wheelchair.

Who It Helps

People with limited grip strength, limited dexterity, or hand pain, such as from arthritis, stroke, or spinal cord injury.

Good To Know

You can carry more than one bag at a time.

Staff file: 1BagCarrier.stl

#2 Bottle Opener



What It Does

An easy-grip tool that twists plastic screw caps on and off bottles, condiments, and cleaning products.

How To Use It

Set the toothed ring on top of the cap, squeeze the handle, and twist.

Who It Helps

People with arthritis or limited finger strength or dexterity.

Good To Know

Works to screw caps back on, too.

Staff file: 2BottleOpener.stl

#3 Button Helper



What It Does

A handle with a thin loop that pulls buttons through buttonholes for you.

How To Use It

Push the loop through the buttonhole, hook it around the button, and pull the button through.

Who It Helps

People with limited hand dexterity, such as from arthritis, spinal cord injury, or Ehlers-Danlos syndrome.

Good To Know

Can be used with one hand.

Staff file: 3ButtonHelper.stl

#4 Pull Tab Tin Can Opener



What It Does

A hook with a long handle that opens pull-tab cans like soup, tuna, and pet food.

How To Use It

Put the pointed end into the pull tab, then pull the handle toward you.

Who It Helps

People with limited finger strength or dexterity, such as from arthritis, spinal cord injury, or Ehlers-Danlos syndrome.

Good To Know

The pulling motion does the work, so it takes very little effort.

Staff file: 4PullTabTinCanOpener.stl

#5 Beverage Can Opener



What It Does

A long handle that pops open soda and drink cans. No pinched fingers or broken nails.

How To Use It

Put the pointed end into the pull tab, then pull the handle toward you.

Who It Helps

People with limited finger strength or dexterity, such as from arthritis, spinal cord injury, or Ehlers-Danlos syndrome.

Good To Know

Works on pull tabs that have two holes.

Staff file: 5BeverageCanOpener.stl

#6 Fork and Spoon Support



What It Does

A holder that lets you eat with a fork, spoon, or knife without gripping it.

How To Use It

Slide a utensil into the slot. Then slip the holder over your hand, or hold its two handles.

Who It Helps

People with limited grip strength or finger dexterity, such as from spinal cord injury, muscular dystrophy, or arthritis.

Good To Know

Fits standard-size forks, spoons, and knives.

Staff file: 6ForkAndSpoonHolder.stl

#7 Light Switch Extension Lever



What It Does

A longer lever that fits over a light switch, so flipping it takes less force and less precision.

How To Use It

Slide the slot over your light switch, then push the lever up or down.

Who It Helps

People with arthritis, limited grip strength, or limited finger dexterity.

Good To Know

Fits toggle-style light switches.

Staff file: 7LightSwitchExtensionLever.stl

#8 Blister Pack Opener



What It Does

A squeeze tool that pushes pills out of blister packs.

How To Use It

Place the flat side of the pack over the hole with the pill facing the pin, then squeeze the handle.

Who It Helps

People with arthritis or limited hand strength.

Good To Know

The pill drops into the handle, so it does not get lost.

Staff file: 8BlisterPackOpener.stl

#9 Seatbelt Release Aid



What It Does

A T-shaped tool that presses the seatbelt release button for you, even in tight spaces.

How To Use It

Hold the T-shaped handle and push the long end into the seatbelt button.

Who It Helps

People with limited hand dexterity, arthritis, or gout.

Good To Know

Has holes for a string so you can keep it in your car.

Staff file: 9SeatbeltReleaseAid.stl

#10 Signature Guide



What It Does

A card with five openings that helps you write your name, signature, or initials in the right spot.

How To Use It

Pick the opening that fits and lay it over the place where you need to write.

Who It Helps

People with low vision, dyslexia, or similar disabilities.

Good To Know

The size of an ID card, so it fits in a wallet.

Staff file: 10SignatureGuide.stl

#11 Phone Magnifier Stand



What It Does

A stand that holds your phone steady above a page so you can use it as a magnifier.

How To Use It

Open a magnifier app, set your phone in the stand, and slide it across the page.

Who It Helps

People with low vision, or anyone who has trouble holding a phone steady.

Good To Know

Works with the magnifier app on your phone.

Staff file: 11SmartphoneMagnificationStand.stl

#12 One Handed Book Holder

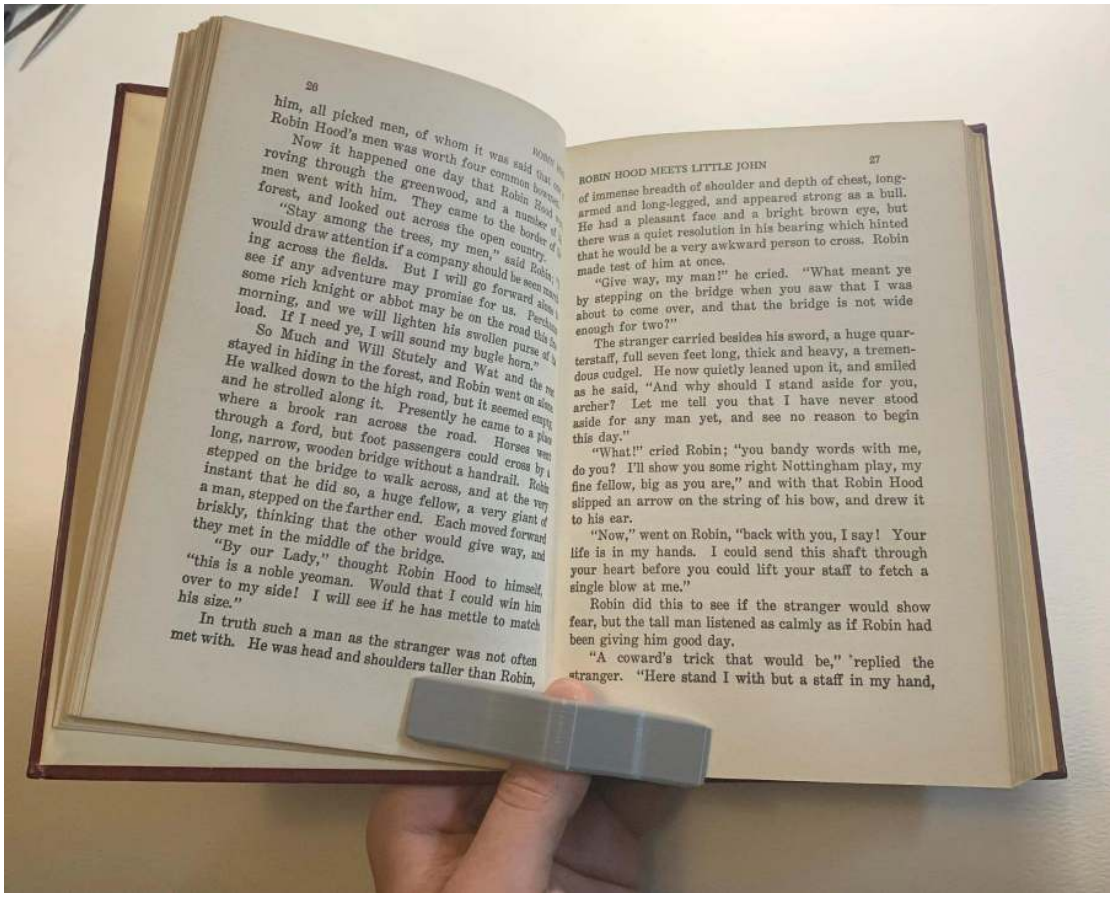

What It Does

A small tool that holds a book open so you can read with one hand.

How To Use It

Put a finger through the hole and rest the pointed V in the middle of the book. The wings hold the pages open.

Who It Helps

People with limited hand dexterity or the use of only one hand.

Good To Know

Leaves your other hand free.

Staff file: 12OneHandedBookHolder.stl

#13 Finger Pencil Holder



What It Does

A pen holder you wear on your finger, so you can write without pinching.

How To Use It

Slide a pen or pencil into the holder, put it on your finger or thumb, and adjust the pen height.

Who It Helps

People who find gripping a pen hard, such as from arthritis, spinal cord injury, or muscular dystrophy.

Good To Know

Fits on your thumb or index finger.

Staff file: 13FingerPenHolderVertical.stl

#14 Tube Opener



What It Does

A grooved tool that opens small caps on toothpaste, ointment, paint tubes, travel bottles, and nail polish.

How To Use It

Slide the cap into the grooves until snug, pinch gently, and twist. Twist the other way to close.

Who It Helps

People with arthritis, osteoporosis, or limited hand strength.

Good To Know

Fits caps about 10 to 25 mm wide.

Staff file: 14TubeOpener.stl

#15 Reading Bar



What It Does

A flat bar with a window that shows one or two lines of text at a time.

How To Use It

Lay it on the page and slide it down, line by line, as you read.

Who It Helps

People with dyslexia or ADHD, or anyone who loses their place in long text.

Good To Know

Lies flat, so it sits nicely on the page.

Staff file: 15ReadingBarFlatWindow.stl

#16 Palm Pen Holder



What It Does

A cuff that slides over your hand and holds a pen, pencil, paintbrush, or marker for you.

How To Use It

Put the pen through the hole, tighten the screw to hold it, and slide the cuff onto your hand.

Who It Helps

Adults and children who find holding a pen hard or tiring, such as from arthritis or spinal cord injury.

Good To Know

The screw adjusts to fit different pens, pencils, and markers.

Staff file: 16PalmPenHolder.stl

#17 Milk Carton Opener



What It Does

A large grip that makes the screw caps on milk, juice, and broth cartons easier to open.

How To Use It

Place the hole over the carton cap and turn.

Who It Helps

People with limited grip strength or arthritis.

Good To Know

Two sides fit two different cap sizes.

Staff file: 17MilkCartonOpener.stl