

TOSY® **ULTIMATE DISC**

Our Ultimate Disc is available in 2 models: **UltraLED** and **LED**.

UltraLED

Our premium light-up Ultimate Disc line with **360 LEDs**, 6 adjustable brightness and timer modes, **1000x times brighter** than any other discs.

LED

Our standard light-up Ultimate Disc line with **36 LEDs**, 4 adjustable brightness and timer modes, **100x times brighter** than any other discs.

Recharge

When charging, the Battery Indicator Light will blink, and it will turn Green when fully charged.

Battery Indicator Light

Full battery: Green

Low battery: Red

Charging time: 45 minutes

Battery life: Up to 1000 throws
at B1 & T0 modes

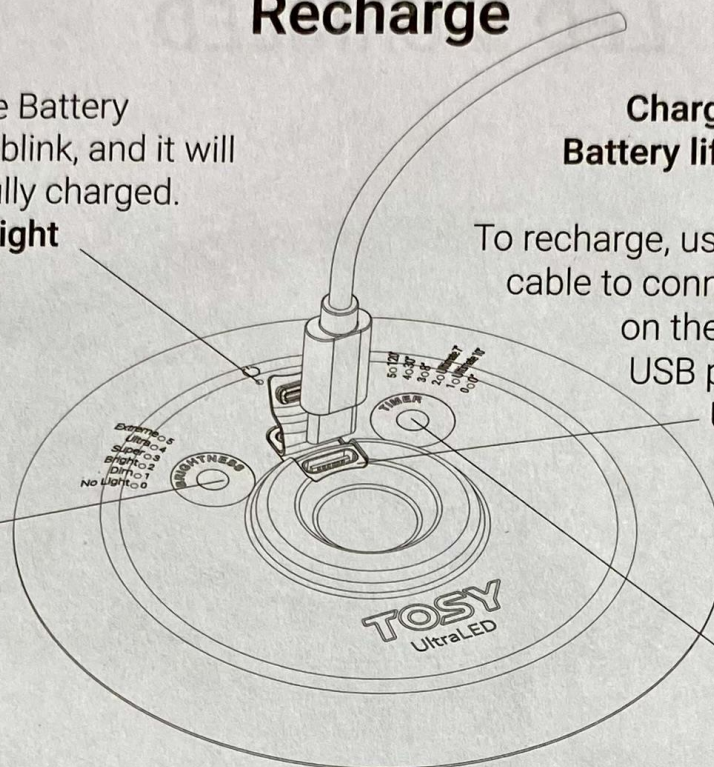
To recharge, use the provided USB-C cable to connect the charging port on the disc to a computer's USB port or a USB charger.

USB-C Charging Port

Brightness Modes Button

Quick tip: Use your fingernail to easily open the lid of the charging port, no need to unscrew the lid.

Timer Modes Button




First-time activation: For transportation safety and demo purposes, we put the disc in "Try-me" and "Locked" mode. To unlock the disc and deactivate the "Try-me" function, press any button and throw the disc at least 15 ft (or 5m). Once unlocked, the light will automatically start each time you throw/spin the disc and stay on as per the Timer mode you select.

Change Mode: press the button once to go up and twice to go back to select your preferred mode.

Turn Off: the disc will **automatically** turn off after 10 minutes if it does not move, so you do not need to turn it off after each play. But if you still need to turn it off, press either the Brightness or Timer button for 3 seconds.

Quality Maintenance: TOSY Ultimate Disc is designed to withstand substantial impact during play and is as durable as any regular disc. Still, it is highly recommended to throw the disc on soft ground or grass only, and avoid strong impacts on hard surfaces.

Brightness Modes



B0 - No Light: You can turn off the disc light by choosing this mode.

B1 - Dim Light: Suitable to play in complete darkness or to save the battery. When combined with Timer mode T0, the battery life is up to thousands of throws.

B2 - Bright.

B3 - Super Bright: Default mode.

B4 & B5: Choose these modes with caution as they are extremely bright. Do not look directly at the light in close range. At these brightness modes, the disc only lights up for 5 seconds for each throw before changing to brightness B3.

You may not select a higher brightness level if the battery is low. (*The 36 LEDs version does not have B4 & B5 modes*)

Timer Modes

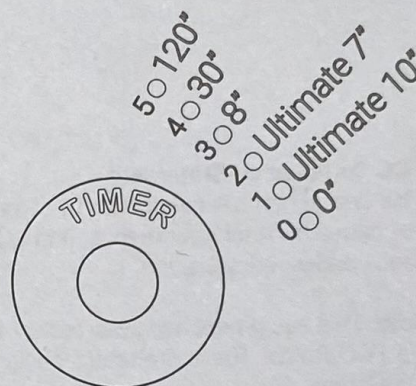
T0 - Default Mode: The disc will light up when in flight, and turn off when it lands.

T1 & T2 - Ultimate Modes: Once you catch or pick up the Disc, it will do the counting for you. The light will blink to let you know it is counting each second, and flash for the last second at the 10" (or 7") mark to signal a turnover if the disc has not left the player's hand.

T3 & T4 & T5 - Timer Modes: The light will stay on after each throw for 8 or 30 or 120 seconds.

(*The 36 LEDs version does not have T4 & T5 modes*)

Note: To help you find the disc in the dark, it will blink for 5 minutes or until you pick it up after it falls on the ground. This feature is unavailable if the disc is in Ultimate modes T1 or T2. Also, this feature will only activate if the disc falls straight on a completely still surface; if it rolls down a slope (or other similar kinds of movement) before coming to a full stop, this feature may not work properly.



Precautions

1. This product contains non-replaceable batteries and other electronics with complex design. Please do not try to open the battery compartment and replace/repair the battery yourself - you may damage the battery as well as the product's performance, durability and waterproof capability.
2. If the product is overheated, let it cool down before charging.
3. If the product is not overheated but does not seem to work properly, try to charge it and then remove immediately to help reboot it.
4. Do not charge the product in an extremely hot or cold environment.
5. Keep away from flammable and explosive materials when charging.
6. Never charge the product unattended for a long time.
7. Although the TOSY Ultimate Disc is waterproof, we don't recommend leaving it in water for too long, especially saltwater for high risk of corrosion.
8. When not in use, place the disc on a flat surface to avoid product deformation.