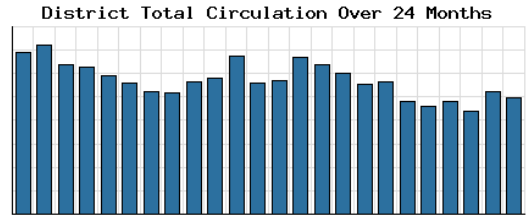
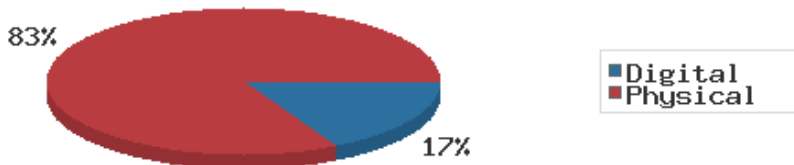


Monthly Stats Brief Narrative

In April 2018, the number of patrons entering our buildings slightly increased system-wide compared to this month the previous year. Combined physical and digital use of library materials decreased year-to-date compared to 2017. About 11% of our registered cardholders checked out a physical item this past month, while about 2% of registered cardholders checked out a digital item.



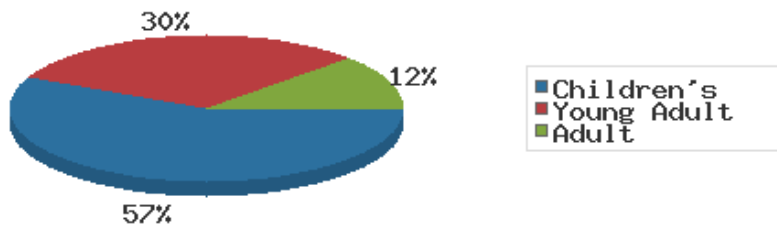
Digital vs. Physical Circulation



Digital usage comprised about 17% of total circulation in April 2018, and digital usage greatly decreased from this time in 2017.

In April 2018, BDL patrons saved \$155,893.30 by checking out 12,375 physical items from the library. Our programming for all ages and our digital services further increase the library's value to the community.

Programs Offered in 2018



Compared to this time in 2017, the number of programs BDL offered year-to-date has increased. Attendance at programs slightly decreased over this same period.

See the full statistical report, starting on the next page, for details and more graphs.

Attendance

April 2018

	Alganssee	Bronson	Coldwater	Quincy	Sherwood	Union Twp.	BDL Monthly Total	BDL YTD	BDL Year End				
									2017	2016	2015	2014	2013
Attendance	245	2,211	8,717	824	1,025	2,061	15,083	61,068	193,922	201,109	195,735	167,414	171,507
<i>Previous Year</i>	335	2,032	9,429	635	703	2,026	15,160	59,861	201,109	195,735	167,414	171,507	196,465
<i>Change</i>	-27%	+9%	-8%	+30%	+46%	+2%	-1%	+2%	-4%	+3%	+17%	-2%	-13%
Hours Open	102.00	178.00	251.00	161.50	145.00	162.00	999.50	4,010.00	10,869.15	10,877.50	8,703.00	5,395.00	5,228.00
<i>Previous Year</i>	105.00	132.00	250.00	143.00	104.00	143.00	877.00	3,552.15	10,877.50	8,703.00	5,395.00	5,228.00	5,612.00
<i>Change</i>	-3%	+35%	+0%	+13%	+39%	+13%	+14%	+13%	-0%	+25%	+61%	+3%	-7%

Patrons

April 2018

	Algansee	Bronson	Coldwater	Quincy	Sherwood	Union Twp.	BDL Monthly Total	BDL YTD	BDL Year End				
									2017	2016	2015	2014	2013
Population in our Service Area (Tracking Since 2018)							45,130		0	0	0	0	0
<i>Previous Year</i>							0		0	0	0	0	0
<i>Change</i>													
Patron Count	287	2,781	12,555	1,864	388	1,852	19,727		25,685	24,899	23,974	22,879	21,771
<i>Previous Year</i>	372	3,255	15,953	2,821	477	2,276	25,154		24,899	23,974	22,879	21,771	20,674
<i>Change</i>	-23%	-15%	-21%	-34%	-19%	-19%	-22%		+3%	+4%	+5%	+5%	+5%
Patrons Who Checked Out a Physical Item	55	337	1,190	219	84	218	2,103		1,887	2,030	2,069	2,109	2,349
<i>Previous Year</i>	54	371	1,301	243	82	237	2,288		2,030	2,069	2,109	2,349	2,589
<i>Change</i>	+2%	-9%	-9%	-10%	+2%	-8%	-8%		-7%	-2%	-2%	-10%	-9%
New Patrons Added	0	8	31	10	0	10	59	253	844	989	1,086	1,390	1,142
<i>Previous Year</i>	0	7	41	10	0	13	71	289	989	1,086	1,390	1,142	1,338
<i>Change</i>		+14%	-24%			-23%	-17%	-12%	-15%	-9%	-22%	+22%	-15%
In-House Holds Filled for Our Patrons	38	118	582	115	53	93	999	3,855	11,650	10,407	10,225	9,546	11,327
<i>Previous Year</i>	25	156	489	147	42	101	960	4,016	10,407	10,225	9,546	11,327	12,928
<i>Change</i>	+52%	-24%	+19%	-22%	+26%	-8%	+4%	-4%	+12%	+2%	+7%	-16%	-12%
Active Hoopla Users (Began 2016)							233		189	129	0	0	0
<i>Previous Year</i>							165		129	0	0	0	0
<i>Change</i>							+41%		+47%				
Active OverDrive Users							181		156	134	144	134	112
<i>Previous Year</i>							143		134	144	134	112	96
<i>Change</i>							+27%		+16%	-7%	+7%	+20%	+17%

Physical Collection

April 2018

	Alganssee	Bronson	Coldwater	Quincy	Sherwood	Union Twp.	BDL Monthly Total	BDL YTD	BDL Year End				
									2017	2016	2015	2014	2013
Physical Books and All other Print Materials in the Catalog (Tracking Since 8/2017)	4,951	14,383	44,894	16,679	6,812	12,215	99,934		100,293	0	0	0	0
<i>Previous Year</i>	0	0	0	0	0	0	0		0	0	0	0	0
<i>Change</i>													
Physical Audiobooks in the Catalog (Tracking Since 8/2017)	35	106	1,365	296	3	59	1,864		1,852	0	0	0	0
<i>Previous Year</i>	0	0	0	0	0	0	0		0	0	0	0	0
<i>Change</i>													
Physical Video Materials in the Catalog (Tracking Since 8/2017)	817	1,247	3,584	1,755	1,407	1,315	10,125		10,519	0	0	0	0
<i>Previous Year</i>	0	0	0	0	0	0	0		0	0	0	0	0
<i>Change</i>													
Physical Music Recordings in the Catalog (Tracking Since 8/2017)	1	84	116	127	0	9	337		345	0	0	0	0
<i>Previous Year</i>	0	0	0	0	0	0	0		0	0	0	0	0
<i>Change</i>													
TOTAL Physical Items in the Catalog	5,804	15,820	49,959	18,857	8,222	13,598	112,260		113,009	126,407	131,432	130,210	128,968
<i>Previous Year</i>	<i>5,910</i>	<i>17,680</i>	<i>60,094</i>	<i>19,012</i>	<i>7,682</i>	<i>12,688</i>	<i>123,066</i>		<i>126,407</i>	<i>131,432</i>	<i>130,210</i>	<i>128,968</i>	<i>126,849</i>
<i>Change</i>	<i>-2%</i>	<i>-11%</i>	<i>-17%</i>	<i>-1%</i>	<i>+7%</i>	<i>+7%</i>	<i>-9%</i>		<i>-11%</i>	<i>-4%</i>	<i>+1%</i>	<i>+1%</i>	<i>+2%</i>

Total Collection

April 2018

	Alganssee	Bronson	Coldwater	Quincy	Sherwood	Union Twp.	BDL Monthly Total	BDL YTD	BDL Year End				
									2017	2016	2015	2014	2013
Combined Physical Items	5,804	15,820	49,959	18,857	8,222	13,598	112,260		113,009	126,407	131,432	130,210	128,968
<i>Previous Year</i>	5,910	17,680	60,094	19,012	7,682	12,688	123,066		126,407	131,432	130,210	128,968	126,849
<i>Change</i>	-2%	-11%	-17%	-1%	+7%	+7%	-9%		-11%	-4%	+1%	+1%	+2%
Combined Digital Collections (Tracking Since 8/2017)							605,694		579,037	0	0	0	0
<i>Previous Year</i>							0		0	0	0	0	0
<i>Change</i>													
TOTAL of all Collections	5,804	15,820	49,959	18,857	8,222	13,598	717,954		692,046	126,407	131,432	130,210	128,968
<i>Previous Year</i>	5,910	17,680	60,094	19,012	7,682	12,688	123,066		126,407	131,432	130,210	128,968	126,849
<i>Change</i>	-2%	-11%	-17%	-1%	+7%	+7%	+483%		+447%	-4%	+1%	+1%	+2%

Circulation of Physical Items

April 2018

	Alganssee	Bronson	Coldwater	Quincy	Sherwood	Union Twp.	BDL Monthly Total	BDL YTD	BDL Year End				
									2017	2016	2015	2014	2013
Checkouts in Evergreen	272	1,856	4,587	1,237	342	935	9,229	36,514	120,916	118,595	121,841	123,074	137,997
<i>Previous Year</i>	215	1,542	4,895	1,247	423	972	9,294	39,911	118,595	121,841	123,074	137,997	147,891
<i>Change</i>	+27%	+20%	-6%	-1%	-19%	-4%	-1%	-9%	+2%	-3%	-1%	-11%	-7%
Renewals in Evergreen	63	130	550	101	106	158	1,108	4,131	14,804	15,480	15,434	16,044	16,310
<i>Previous Year</i>	49	123	705	152	81	125	1,235	5,024	15,480	15,434	16,044	16,310	18,275
<i>Change</i>	+29%	+6%	-22%	-34%	+31%	+26%	-10%	-18%	-4%	+0%	-4%	-2%	-11%
Items Used in the Library but not Checked Out	17	11	99	21	0	24	172	575	3,050	1,351	19	60	0
<i>Previous Year</i>	88	50	35	45	0	106	324	933	1,351	19	60	0	0
<i>Change</i>	-81%	-78%	+183%	-53%		-77%	-47%	-38%	+126%	+7,011%	-68%		
Checkouts of Uncataloged Items	47	109	138	4	0	14	312	1,285	2,817	4,578	4,385	4,601	4,985
<i>Previous Year</i>	68	120	73	0	0	14	275	992	4,578	4,385	4,601	4,985	11,076
<i>Change</i>	-31%	-9%	+89%				+13%	+30%	-38%	+4%	-5%	-8%	-55%
Requests from BDL Patrons for Items at Other MeLCat Libraries, Actually Fulfilled							802	3,404	8,169	7,112	6,118	5,677	6,302
<i>Previous Year</i>							581	2,625	7,112	6,118	5,677	6,302	6,390
<i>Change</i>							+38%	+30%	+15%	+16%	+8%	-10%	-1%
Requests from Other MeLCat Libraries for Items at BDL, Actually Fulfilled							752	2,583	7,867	7,068	4,855	5,400	9,387
<i>Previous Year</i>							544	2,475	7,068	4,855	5,400	9,387	7,291
<i>Change</i>							+38%	+4%	+11%	+46%	-10%	-42%	+29%
TOTAL of All Physical Circulation	399	2,106	5,374	1,363	448	1,131	12,375	48,492	157,623	154,184	152,652	154,856	174,981
<i>Previous Year</i>	420	1,835	5,708	1,444	504	1,217	12,253	51,960	154,184	152,652	154,856	174,981	190,923
<i>Change</i>	-5%	+15%	-6%	-6%	-11%	-7%	+1%	-7%	+2%	+1%	-1%	-12%	-8%

Use of Digital Resources

April 2018

	Alganssee	Bronson	Coldwater	Quincy	Sherwood	Union Twp.	BDL Monthly Total	BDL YTD	BDL Year End				
									2017	2016	2015	2014	2013
OverDrive Circulations							807	2,867	7,823	7,502	7,380	6,615	5,632
<i>Previous Year</i>							712	2,595	7,502	7,380	6,615	5,632	5,228
<i>Change</i>							+13%	+10%	+4%	+2%	+12%	+17%	+8%
Hoopla Circulations (Began 2016)							988	4,186	10,669	5,432	0	0	0
<i>Previous Year</i>							877	3,190	5,432	0	0	0	0
<i>Change</i>							+13%	+31%	+96%				
NewsBank Searches (Began 2016)							40	370	2,153	2,421	0	0	0
<i>Previous Year</i>							141	664	2,421	0	0	0	0
<i>Change</i>							-72%	-44%	-11%				
TumbleBooks Uses							20	291	2,964	22,269	24,673	1,096	1,786
<i>Previous Year</i>							160	779	22,269	24,673	1,096	1,786	835
<i>Change</i>							-88%	-63%	-87%	-10%	+2,151%	-39%	+114%
Mango Languages Uses							59	200	1,024	538	617	1,180	1,241
<i>Previous Year</i>							126	662	538	617	1,180	1,241	723
<i>Change</i>							-53%	-70%	+90%	-13%	-48%	-5%	+72%
Ancestry Searches							581	1,794	26,546	36,332	20,275	12,755	8,935
<i>Previous Year</i>							2,766	11,984	36,332	20,275	12,755	8,935	8,635
<i>Change</i>							-79%	-85%	-27%	+79%	+59%	+43%	+3%
Activities Completed on ABCMouse (Began 2016)							158	405	1,251	1,130	0	0	0
<i>Previous Year</i>							61	353	1,130	0	0	0	0
<i>Change</i>							+159%	+15%	+11%				
Books Read on ABCMouse (Began 2016)							17	46	109	98	0	0	0
<i>Previous Year</i>							9	22	98	0	0	0	0
<i>Change</i>							+89%	+109%	+11%				
TOTAL Use of Digital Resources							2,670	10,159	52,539	75,722	52,945	21,646	17,594
<i>Previous Year</i>							4,852	20,249	75,722	52,945	21,646	17,594	15,421
<i>Change</i>							-45%	-50%	-31%	+43%	+145%	+23%	+14%

Total Circulation

April 2018

	Alganssee	Bronson	Coldwater	Quincy	Sherwood	Union Twp.	BDL Monthly Total	BDL YTD	BDL Year End				
									2017	2016	2015	2014	2013
Combined Circulation of Physical Items	399	2,106	5,374	1,363	448	1,131	12,375	48,492	157,623	154,184	152,652	154,856	174,981
<i>Previous Year</i>	420	1,835	5,708	1,444	504	1,217	12,253	51,960	154,184	152,652	154,856	174,981	190,923
<i>Change</i>	-5%	+15%	-6%	-6%	-11%	-7%	+1%	-7%	+2%	+1%	-1%	-12%	-8%
Combined Use of Digital Resources							2,670	10,159	52,539	75,722	52,945	21,646	17,594
<i>Previous Year</i>							4,852	20,249	75,722	52,945	21,646	17,594	15,421
<i>Change</i>							-45%	-50%	-31%	+43%	+145%	+23%	+14%
TOTAL BDL Circulation	382	2,095	5,275	1,342	448	1,107	14,873	58,076	207,112	228,555	205,578	176,442	192,575
<i>Previous Year</i>	332	1,785	5,673	1,399	504	1,111	16,781	71,276	228,555	205,578	176,442	192,575	206,344
<i>Change</i>	+15%	+17%	-7%	-4%	-11%	-0%	-11%	-19%	-9%	+11%	+17%	-8%	-7%

Cataloging

April 2018

	Alganssee	Bronson	Coldwater	Quincy	Sherwood	Union Twp.	BDL Monthly Total	BDL YTD	BDL Year End				
									2017	2016	2015	2014	2013
Physical Items Added to the Catalog	30	169	480	171	116	159	1,125	4,134	11,009	11,091	8,582	6,134	6,097
<i>Previous Year</i>	75	138	245	149	75	63	745	3,924	11,091	8,582	6,134	6,097	7,161
<i>Change</i>	-60%	+22%	+96%	+15%	+55%	+152%	+51%	+5%	-1%	+29%	+40%	+1%	-15%
Physical Items Deleted from the Catalog	11	63	377	303	1	7	762	4,902	24,366	15,968	8,668	6,186	4,751
<i>Previous Year</i>	92	5	1,272	126	10	7	1,512	7,214	15,968	8,668	6,186	4,751	7,269
<i>Change</i>	-88%	+1,160%	-70%	+140%	-90%		-50%	-32%	+53%	+84%	+40%	+30%	-35%

Reference Questions

April 2018

	Alganssee	Bronson	Coldwater	Quincy	Sherwood	Union Twp.	BDL Monthly Total	BDL YTD	BDL Year End				
									2017	2016	2015	2014	2013
General Reference Questions in Person	1	51	345	98	64	13	572	2,255	7,537	6,285	2,806	2,809	3,624
<i>Previous Year</i>	8	32	361	85	63	158	707	2,330	6,285	2,806	2,809	3,624	5,268
<i>Change</i>	-88%	+59%	-4%	+15%	+2%	-92%	-19%	-3%	+20%	+124%	-0%	-22%	-31%
Questions via Telephone Calls	1	18	219	18	5	21	282	1,503	5,079	4,622	2,885	2,872	2,430
<i>Previous Year</i>	1	10	251	21	23	81	387	1,513	4,622	2,885	2,872	2,430	4,580
<i>Change</i>		+80%	-13%	-14%	-78%	-74%	-27%	-1%	+10%	+60%	+0%	+18%	-47%
Reference Questions Delivered Online	0	0	4	14	0	0	18	59	233	304	227	128	45
<i>Previous Year</i>	0	1	5	33	1	1	41	125	304	227	128	45	35
<i>Change</i>			-20%	-58%			-56%	-53%	-23%	+34%	+77%	+184%	+29%
In-Person Questions on Computer or Internet Use	2	75	416	20	21	18	552	2,255	7,285	6,568	5,551	4,076	3,741
<i>Previous Year</i>	0	36	450	44	7	107	644	2,369	6,568	5,551	4,076	3,741	3,222
<i>Change</i>		+108%	-8%	-55%	+200%	-83%	-14%	-5%	+11%	+18%	+36%	+9%	+16%
In-Person Questions about Our Online Databases	0	0	54	18	0	2	74	160	363	170	92	121	206
<i>Previous Year</i>	0	0	1	11	0	6	18	96	170	92	121	206	118
<i>Change</i>			+5,300%	+64%		-67%	+311%	+67%	+114%	+85%	-24%	-41%	+75%
In-Person Tax Form Questions	0	4	48	20	0	1	73	505	493	473	579	560	531
<i>Previous Year</i>	0	0	25	54	0	3	82	486	473	579	560	531	515
<i>Change</i>			+92%	-63%		-67%	-11%	+4%	+4%	-18%	+3%	+5%	+3%
TOTAL of All Reference Questions	4	148	1,086	188	90	55	1,571	6,737	20,990	18,422	12,140	10,566	10,577
<i>Previous Year</i>	9	79	1,093	248	94	356	1,879	6,919	18,422	12,140	10,566	10,577	13,738
<i>Change</i>	-56%	+87%	-1%	-24%	-4%	-85%	-16%	-3%	+14%	+52%	+15%	-0%	-23%

MeLCat

April 2018

	Alganssee	Bronson	Coldwater	Quincy	Sherwood	Union Twp.	BDL Monthly Total	BDL YTD	BDL Year End				
									2017	2016	2015	2014	2013
Requests from BDL Patrons for Items at Other MeLCat Libraries							840	3,601	8,699	7,643	7,280	6,708	7,329
<i>Previous Year</i>							649	2,842	7,643	7,280	6,708	7,329	7,727
<i>Change</i>							+29%	+27%	+14%	+5%	+9%	-8%	-5%
Requests from BDL Patrons for Items at Other MeLCat Libraries, Actually Fulfilled							802	3,404	8,169	7,112	6,118	5,677	6,302
<i>Previous Year</i>							581	2,625	7,112	6,118	5,677	6,302	6,390
<i>Change</i>							+38%	+30%	+15%	+16%	+8%	-10%	-1%
Requests from Other MeLCat Libraries for Items at BDL							747	2,642	7,994	7,096	5,989	6,619	9,848
<i>Previous Year</i>							515	2,513	7,096	5,989	6,619	9,848	7,910
<i>Change</i>							+45%	+5%	+13%	+18%	-10%	-33%	+25%
Requests from Other MeLCat Libraries for Items at BDL, Actually Fulfilled							752	2,583	7,867	7,068	4,855	5,400	9,387
<i>Previous Year</i>							544	2,475	7,068	4,855	5,400	9,387	7,291
<i>Change</i>							+38%	+4%	+11%	+46%	-10%	-42%	+29%
BDL Items Sent to Other MeLCat Libraries	64	76	0	207	81	91	519	1,599	4,739	3,986	3,394	3,548	5,915
<i>Previous Year</i>	44	57	0	128	44	66	339	1,467	3,986	3,394	3,548	5,915	4,898
<i>Change</i>	+45%	+33%		+62%	+84%	+38%	+53%	+9%	+19%	+17%	-4%	-40%	+21%
Items from other MeLCat Libraries Checked out to OUR Patrons	16	78	375	63	45	89	666	2,497	6,352	5,560	4,662	4,231	4,852
<i>Previous Year</i>	45	80	298	30	13	49	515	1,994	5,560	4,662	4,231	4,852	4,745
<i>Change</i>	-64%	-3%	+26%	+110%	+246%	+82%	+29%	+25%	+14%	+19%	+10%	-13%	+2%

Programs Held

April 2018

	Alganssee	Bronson	Coldwater	Quincy	Sherwood	Union Twp.	BDL Monthly Total	BDL YTD	BDL Year End				
									2017	2016	2015	2014	2013
Juvenile Programs Held	1	17	38	2	9	8	75	301	720	604	575	482	470
<i>Previous Year</i>	5	14	37	3	4	13	76	293	604	575	482	470	433
<i>Change</i>	-80%	+21%	+3%	-33%	+125%	-38%	-1%	+3%	+19%	+5%	+19%	+3%	+9%
Young Adult Programs Held	0	9	7	5	9	3	33	160	248	163	151	126	49
<i>Previous Year</i>	1	2	12	1	4	1	21	77	163	151	126	49	37
<i>Change</i>		+350%	-42%	+400%	+125%	+200%	+57%	+108%	+52%	+8%	+20%	+157%	+32%
Adult Programs Held	3	4	6	2	2	0	17	53	146	220	157	125	87
<i>Previous Year</i>	0	2	8	1	0	0	11	53	220	157	125	87	76
<i>Change</i>		+100%	-25%	+100%			+55%		-34%	+40%	+26%	+44%	+14%
Juvenile Summer Reading Events Held	0	0	0	0	0	0	0	0	95	89	84	78	0
<i>Previous Year</i>	0	0	0	0	0	0	0	1	89	84	78	0	0
<i>Change</i>									+7%	+6%	+8%		
Young Adult Summer Reading Events Held	0	0	0	0	0	0	0	0	57	29	85	30	0
<i>Previous Year</i>	0	0	0	0	0	0	0	0	29	85	30	0	0
<i>Change</i>									+97%	-66%	+183%		
Adult Summer Reading Events Held	0	0	0	0	0	0	0	0	0	3	5	4	0
<i>Previous Year</i>	0	0	0	0	0	0	0	0	3	5	4	0	0
<i>Change</i>										-40%	+25%		
Computer Classes Held	0	0	3	0	0	0	3	11	22	14	22	24	0
<i>Previous Year</i>	0	0	0	0	0	0	0	0	14	22	24	0	0
<i>Change</i>									+57%	-36%	-8%		
TOTAL of All Programs	4	30	54	9	20	11	128	525	1,288	1,122	1,079	869	606
<i>Previous Year</i>	6	18	57	5	8	14	108	424	1,122	1,079	869	606	546
<i>Change</i>	-33%	+67%	-5%	+80%	+150%	-21%	+19%	+24%	+15%	+4%	+24%	+43%	+11%

Program Attendance

April 2018

	Alganssee	Bronson	Coldwater	Quincy	Sherwood	Union Twp.	BDL Monthly Total	BDL YTD	BDL Year End				
									2017	2016	2015	2014	2013
Attendees at Juvenile Programs	2	287	818	11	37	105	1,260	5,832	15,351	10,371	8,415	7,857	8,859
<i>Previous Year</i>	14	305	664	509	191	410	2,093	6,663	10,371	8,415	7,857	8,859	8,391
<i>Change</i>	-86%	-6%	+23%	-98%	-81%	-74%	-40%	-12%	+48%	+23%	+7%	-11%	+6%
Attendees at Young Adult Programs	0	50	56	3	57	90	256	1,065	3,797	1,011	884	641	473
<i>Previous Year</i>	7	11	103	2	34	8	165	836	1,011	884	641	473	462
<i>Change</i>		+355%	-46%	+50%	+68%	+1,025%	+55%	+27%	+276%	+14%	+38%	+36%	+2%
Attendees at Adult Programs	15	23	137	35	18	0	228	696	1,979	2,048	2,157	1,310	1,108
<i>Previous Year</i>	0	5	49	24	0	0	78	568	2,048	2,157	1,310	1,108	967
<i>Change</i>		+360%	+180%	+46%			+192%	+23%	-3%	-5%	+65%	+18%	+15%
Attendees at Juvenile Summer Reading Events	0	0	0	0	0	0	0	0	3,116	3,904	2,499	3,159	0
<i>Previous Year</i>	0	0	0	0	0	0	0	0	3,904	2,499	3,159	0	0
<i>Change</i>									-20%	+56%	-21%		
Attendees at Young Adult Summer Reading Events	0	0	0	0	0	0	0	0	671	295	259	307	0
<i>Previous Year</i>	0	0	0	0	0	0	0	0	295	259	307	0	0
<i>Change</i>									+127%	+14%	-16%		
Attendees at Adult Summer Reading Events	0	0	0	0	0	0	0	0	0	21	77	111	0
<i>Previous Year</i>	0	0	0	0	0	0	0	0	21	77	111	0	0
<i>Change</i>										-73%	-31%		
Attendees at Computer Classes	0	0	26	0	0	0	26	61	21	12	29	28	0
<i>Previous Year</i>	0	0	0	0	0	0	0	0	12	29	28	0	0
<i>Change</i>									+75%	-59%	+4%		
TOTAL of All Program Attendance	17	360	1,037	49	112	195	1,770	7,654	24,935	17,662	14,320	13,413	10,440
<i>Previous Year</i>	21	321	816	535	225	418	2,336	8,067	17,662	14,320	13,413	10,440	9,820
<i>Change</i>	-19%	+12%	+27%	-91%	-50%	-53%	-24%	-5%	+41%	+23%	+7%	+28%	+6%

Summer Reading Program Signups

April 2018

	Alganssee	Bronson	Coldwater	Quincy	Sherwood	Union Twp.	BDL Monthly Total	BDL YTD	BDL Year End				
									2017	2016	2015	2014	2013
Juveniles Signed Up for Summer Reading Program	0	0	0	0	0	0	0	0	1,153	967	859	0	0
<i>Previous Year</i>	0	0	0	0	0	0	0	0	967	859	0	0	0
<i>Change</i>									+19%	+13%			
Young Adults Signed up for Summer Reading Program	0	0	0	0	0	0	0	0	385	113	311	0	0
<i>Previous Year</i>	0	0	0	0	0	0	0	0	113	311	0	0	0
<i>Change</i>									+241%	-64%			
Adults Signed Up for Summer Reading Program	0	0	0	0	0	0	0	0	117	86	85	0	0
<i>Previous Year</i>	0	0	0	0	0	0	0	0	86	85	0	0	0
<i>Change</i>									+36%	+1%			
TOTAL Summer Reading Program Signups	0	0	0	0	0	0	0	0	1,655	1,166	1,255	0	0
<i>Previous Year</i>	0	0	0	0	0	0	0	0	1,166	1,255	0	0	0
<i>Change</i>									+42%	-7%			

Summer Reading Program Completions

April 2018

	Algansee	Bronson	Coldwater	Quincy	Sherwood	Union Twp.	BDL Monthly Total	BDL YTD	BDL Year End				
									2017	2016	2015	2014	2013
Juveniles who Completed Summer Reading Program	0	0	0	0	0	0	0	0	518	459	512	0	0
<i>Previous Year</i>	0	0	0	0	0	0	0	0	459	512	0	0	0
<i>Change</i>									+13%	-10%			
Young Adults who Completed Summer Reading Program	0	0	0	0	0	0	0	0	268	62	122	0	0
<i>Previous Year</i>	0	0	0	0	0	0	0	0	62	122	0	0	0
<i>Change</i>									+332%	-49%			
Adults who Completed Summer Reading Program	0	0	0	0	0	0	0	0	96	60	56	0	0
<i>Previous Year</i>	0	0	0	0	0	0	0	0	60	56	0	0	0
<i>Change</i>									+60%	+7%			
TOTAL Summer Reading Program Completions	0	0	0	0	0	0	0	0	882	581	690	0	0
<i>Previous Year</i>	0	0	0	0	0	0	0	0	581	690	0	0	0
<i>Change</i>									+52%	-16%			

Library-Provided Computer Services

April 2018

	Alganssee	Bronson	Coldwater	Quincy	Sherwood	Union Twp.	BDL Monthly Total	BDL YTD	BDL Year End				
									2017	2016	2015	2014	2013
One-hour sessions on Library Wifi	443	6,489	22,789	2,462	742	2,397	35,322	154,235	425,714	410,437	351,423	298,098	217,215
<i>Previous Year</i>	622	6,034	23,032	1,721	984	1,999	34,392	141,862	410,437	351,423	298,098	217,215	151,938
<i>Change</i>	-29%	+8%	-1%	+43%	-25%	+20%	+3%	+9%	+4%	+17%	+18%	+37%	+43%
Computers Available for Public Use	6	19	31	10	7	13	86		73	73	73	73	73
<i>Previous Year</i>	5	16	27	8	6	11	73		73	73	73	73	73
<i>Change</i>	+20%	+19%	+15%	+25%	+17%	+18%	+18%						
Use of Library-Provided Computers	44	709	1,898	156	168	416	3,391	13,052	44,181	41,513	46,405	43,756	46,559
<i>Previous Year</i>	90	540	1,941	97	58	244	2,970	13,392	41,513	46,405	43,756	46,559	51,549
<i>Change</i>	-51%	+31%	-2%	+61%	+190%	+70%	+14%	-3%	+6%	-11%	+6%	-6%	-10%
Computers Available for Staff Use	2	6	27	3	2	3	43		41	41	41	41	41
<i>Previous Year</i>	1	6	26	3	2	3	41		41	41	41	41	41
<i>Change</i>	+100%		+4%				+5%						

Website Stats

April 2018

	Alganssee	Bronson	Coldwater	Quincy	Sherwood	Union Twp.	BDL Monthly Total	BDL YTD	BDL Year End				
									2017	2016	2015	2014	2013
Monthly Website Sessions							3,811	14,466	73,326	75,139	72,706	68,773	813,995,593
<i>Previous Year</i>							5,397	23,198	75,139	72,706	68,773	813,995,593	0
<i>Change</i>							-29%	-38%	-2%	+3%	+6%	-100%	
Monthly Website Page Views							9,875	36,935	177,799	182,084	169,630	163,277	162,300
<i>Previous Year</i>							13,135	60,540	182,084	169,630	163,277	162,300	0
<i>Change</i>							-25%	-39%	-2%	+7%	+4%	+1%	

Faxes, Prints, and Sales

April 2018

	Alganssee	Bronson	Coldwater	Quincy	Sherwood	Union Twp.	BDL Monthly Total	BDL YTD	BDL Year End				
									2017	2016	2015	2014	2013
Fax Pages Received	0	8	2	0	0	12	22	106	260	219	173	168	140
<i>Previous Year</i>	0	3	7	22	0	0	32	86	219	173	168	140	185
<i>Change</i>		+167%	-71%				-31%	+23%	+19%	+27%	+3%	+20%	-24%
Fax Pages Sent	0	151	323	67	4	130	675	2,790	3,879	1,741	1,882	1,353	1,346
<i>Previous Year</i>	3	26	38	49	0	23	139	794	1,741	1,882	1,353	1,346	1,682
<i>Change</i>		+481%	+750%	+37%		+465%	+386%	+251%	+123%	-7%	+39%	+1%	-20%
Free Prints for Job Seekers	20	20	184	38	9	20	291	1,188	3,128	2,878	2,335	3,024	3,834
<i>Previous Year</i>	0	31	146	6	0	28	211	1,050	2,878	2,335	3,024	3,834	3,816
<i>Change</i>		-35%	+26%	+533%		-29%	+38%	+13%	+9%	+23%	-23%	-21%	+0%
Black and White Patron Prints (Tracking Since 6/2016)	81	1,241	5,393	365	96	526	7,702	30,677	75,606	35,561	0	0	0
<i>Previous Year</i>	49	425	3,801	502	43	250	5,070	24,310	35,561	0	0	0	0
<i>Change</i>	+65%	+192%	+42%	-27%	+123%	+110%	+52%	+26%	+113%				
Color Patron Prints (Tracking Since 6/2016)	67	192	461	159	0	110	989	3,433	10,253	4,036	0	0	0
<i>Previous Year</i>	29	72	627	141	21	28	918	3,159	4,036	0	0	0	0
<i>Change</i>	+131%	+167%	-26%	+13%		+293%	+8%	+9%	+154%				
Flash Drives Sold (Tracking Since 6/2016)	0	0	1	0	0	0	1	15	56	54	0	0	0
<i>Previous Year</i>	0	2	1	1	0	0	4	28	54	0	0	0	0
<i>Change</i>							-75%	-46%	+4%				
Earbuds Sold (Tracking Since 6/2016)	0	6	8	0	5	6	25	143	416	166	0	0	0
<i>Previous Year</i>	0	7	18	0	0	0	25	98	166	0	0	0	0
<i>Change</i>		-14%	-56%					+46%	+151%				

Fines and Fees

Overdue Fines Dropped in 2017

April 2018

	Alganssee	Bronson	Coldwater	Quincy	Sherwood	Union Twp.	BDL Monthly Total	BDL YTD	BDL Year End				
									2017	2016	2015	2014	2013
Fines and Fees Payments Received	\$ 0.00	\$ 25.50	\$ 81.52	\$ 13.50	\$ 12.00	\$ 35.75	\$ 168.27	\$ 895.41	\$ 7,628.31	\$ 10,062.96	\$ 14,448.76	\$ 14,827.36	\$ 15,371.10
<i>Previous Year</i>	\$ 1.50	\$ 137.71	\$ 573.03	\$ 85.45	\$ 20.67	\$ 77.10	\$ 895.46	\$ 3,445.73	\$ 10,062.96	\$ 14,448.76	\$ 14,827.36	\$ 15,371.10	\$ 18,047.66
<i>Change</i>		-82%	-86%	-85%	-40%	-55%	-81%	-74%	-24%	-30%	-3%	-4%	-15%
Outstanding Fines and Fees	\$ 185.99	\$ 9,447.07	\$ 33,708.77	\$ 3,935.01	\$ 1,525.30	\$ 5,063.61	\$ 53,865.75		84,232.33	228,102.90	221,076.26	209,842.19	201,353.05
<i>Previous Year</i>	\$ 1,129.92	\$ 33,779.84	\$ 155,000.18	\$ 20,389.93	\$ 4,556.75	\$ 14,580.65	\$ 229,437.27		228,102.90	221,076.26	209,842.19	201,353.05	188,798.85
<i>Change</i>	-84%	-72%	-78%	-81%	-67%	-65%	-77%		-63%	+3%	+5%	+4%	+7%

Debt Collections

Unique Management Services, Inc.

Tracking Since 2014

April 2018

	Alganssee	Bronson	Coldwater	Quincy	Sherwood	Union Twp.	BDL Monthly Total	BDL YTD	BDL Year End				
									2017	2016	2015	2014	2013
Fine Payments as a Result of Collection Agency's Efforts							\$ 15.00	\$ 161.45	\$ 229.00	\$ 947.13	\$ 818.48	\$ 809.51	\$ 0.00
<i>Previous Year</i>							\$ 0.00	\$ 132.00	\$ 947.13	\$ 818.48	\$ 809.51	\$ 0.00	\$ 0.00
<i>Change</i>								+22%	-76%	+16%	+1%		
Library Materials Returned as a Result of Collection Agency's Efforts							\$ 0.00	\$ 448.00	\$ 888.95	\$ 1,317.93	\$ 1,346.89	\$ 1,864.69	\$ 0.00
<i>Previous Year</i>							\$ 0.00	\$ 30.00	\$ 1,317.93	\$ 1,346.89	\$ 1,864.69	\$ 0.00	\$ 0.00
<i>Change</i>								+1,393%	-33%	-2%	-28%		
What We Paid Collection Agency for Their Services							\$ 44.50	\$ 131.08	\$ 558.08	\$ 1,022.23	\$ 1,051.42	\$ 753.88	\$ 0.00
<i>Previous Year</i>							\$ 82.50	\$ 124.90	\$ 1,022.23	\$ 1,051.42	\$ 753.88	\$ 0.00	\$ 0.00
<i>Change</i>							-46%	+6%	-45%	-3%	+40%		

Value to Our Service Area

Physical Item Circulation Only

April 2018

	Algansee	Bronson	Coldwater	Quincy	Sherwood	Union Twp.	BDL Monthly Total	BDL YTD	BDL Year End				
									2017	2016	2015	2014	2013
									What It Would Cost if All the Physical Items Checked Out by Our Patrons Had Been Purchased by Them				
<i>Previous Year</i>							\$ 169,760.60	\$ 739,576.93	\$ 2,132,387.79	\$ 2,167,140.68	\$ 2,167,024.48	\$ 2,373,675.70	\$ 2,554,108.00
<i>Change</i>							-8%	-17%	+0%	-2%	+0%	-9%	-7%

Seed Exchange

Began 3/2017 at Coldwater Only (Stats part of circulation totals above.)

April 2018

	Alganssee	Bronson	Coldwater	Quincy	Sherwood	Union Twp.	BDL Monthly Total	BDL YTD	BDL Year End					
									2017	2016	2015	2014	2013	
Seed Exchange	0	0	78	0	0	0	78	122	268	0	0	0	0	0
<i>Previous Year</i>	0	0	27	0	0	0	27	164	0	0	0	0	0	0
<i>Change</i>			+189%				+189%	-26%						

Heritage Room

Stats part of Coldwater Branch totals above; shown here for convenience.

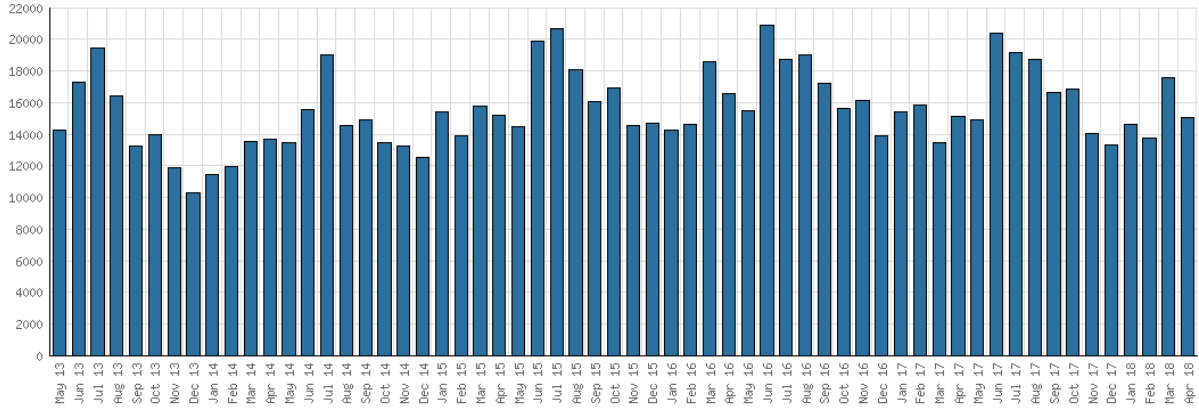
April 2018

	Heritage Room	YTD	Year End				
			2017	2016	2015	2014	2013
Heritage Room Attendance	72	260	658	705	468	312	0
<i>Previous Year</i>	40	161	705	468	312	0	0
<i>Change</i>	+80%	+61%	-7%	+51%	+50%		
In-Person Reference Questions	57	226	550	72	30	41	24
<i>Previous Year</i>	28	134	72	30	41	24	50
<i>Change</i>	+104%	+69%	+664%	+140%	-27%	+71%	-52%
Reference Telephone Calls	31	126	433	376	206	84	0
<i>Previous Year</i>	12	148	376	206	84	0	0
<i>Change</i>	+158%	-15%	+15%	+83%	+145%		
Online Reference Questions	3	28	63	83	77	43	0
<i>Previous Year</i>	2	23	83	77	43	0	0
<i>Change</i>	+50%	+22%	-24%	+8%	+79%		

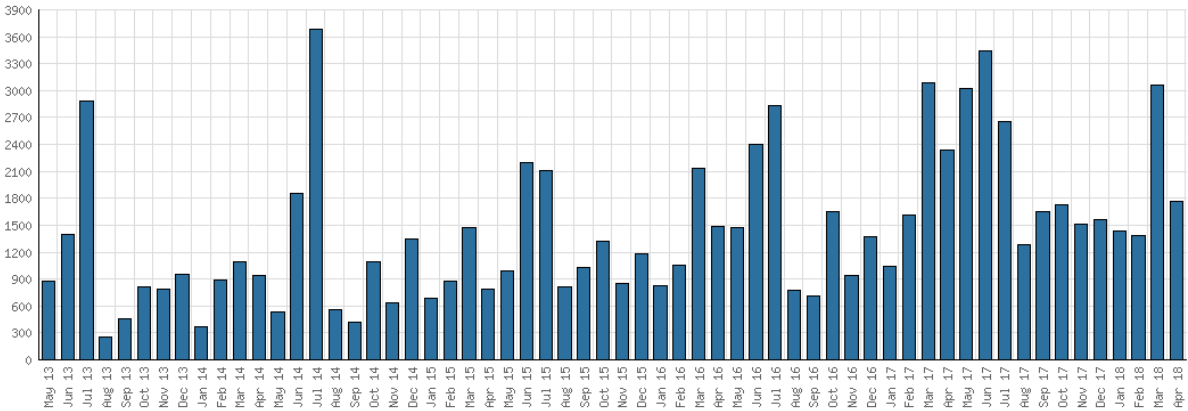
Selected Graphs

5-year Monthly Trends

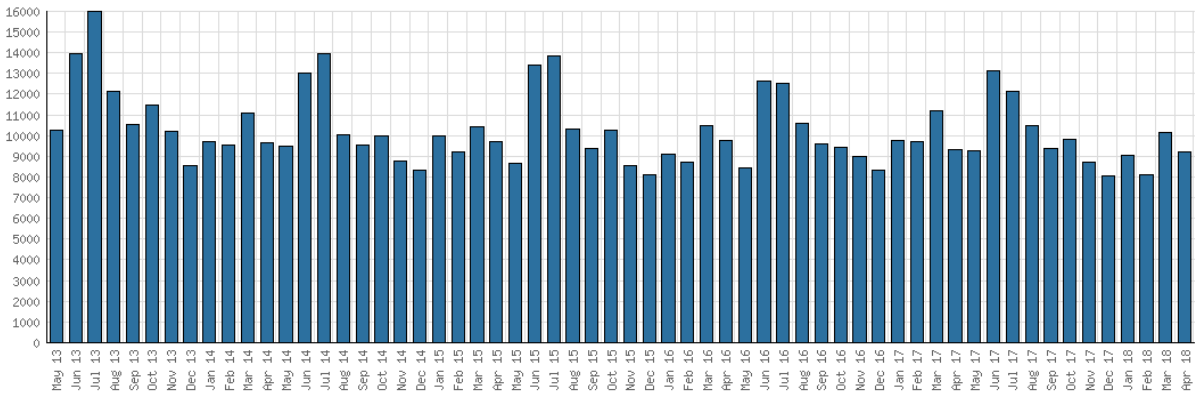
District Attendance



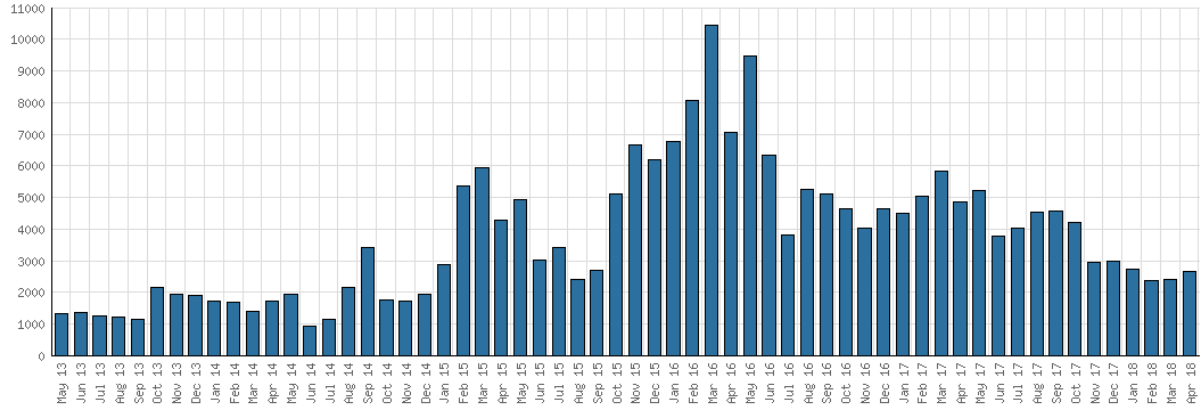
District Program Attendance



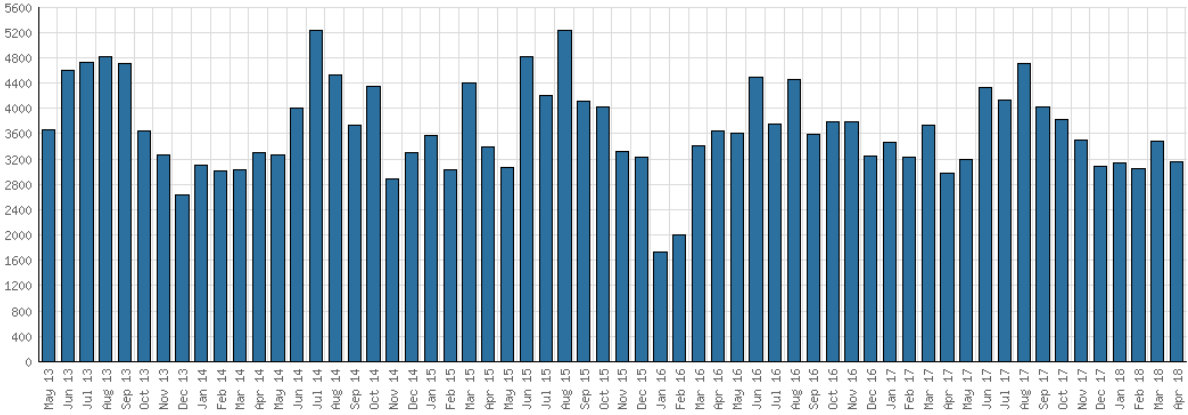
District Physical Circulation



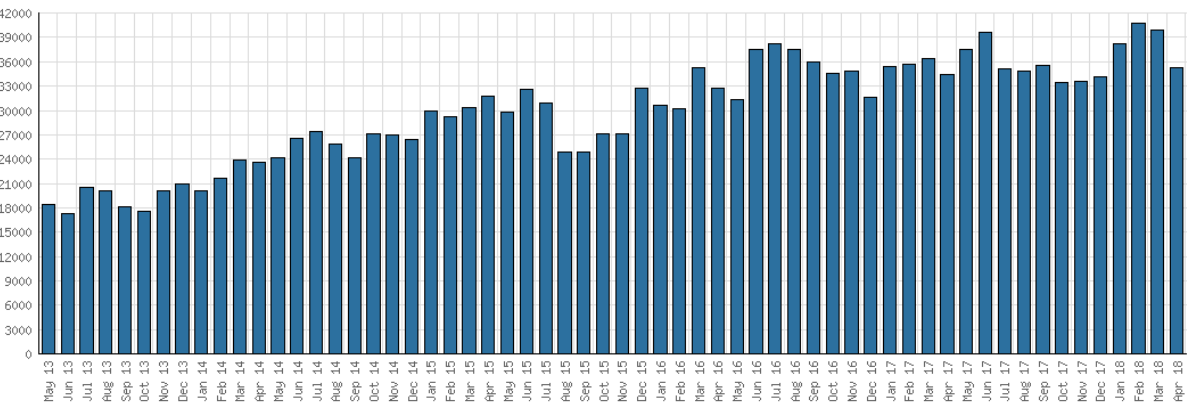
District Digital Circulation



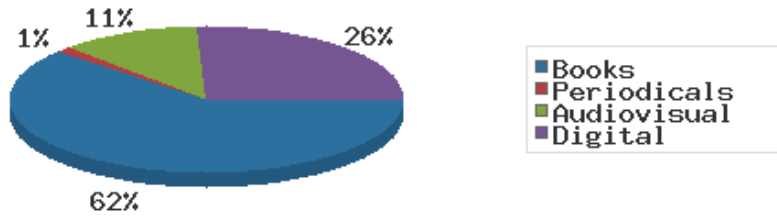
District Use of Library-Provided Computers



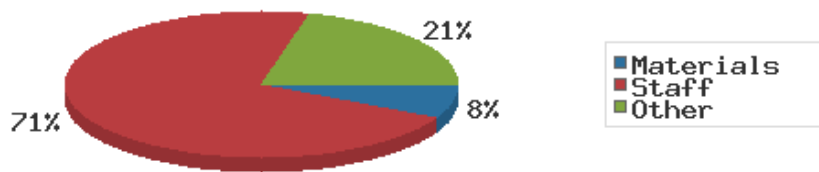
District One-Hour Sessions on Library Wifi



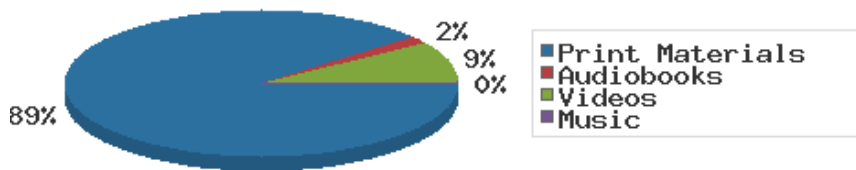
Year-to-Date Materials Expenditures



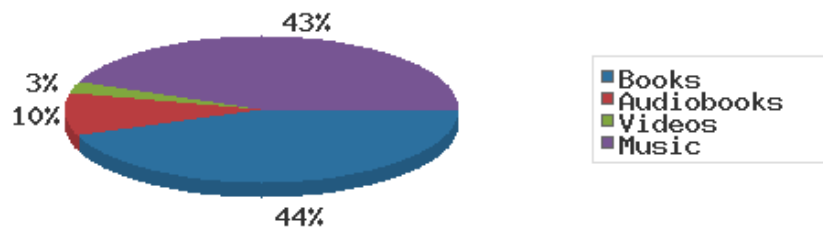
YTD Expenditures in all Categories



Physical Collection



Digital Collection



YTD Usage Breakdown of Digital Services

