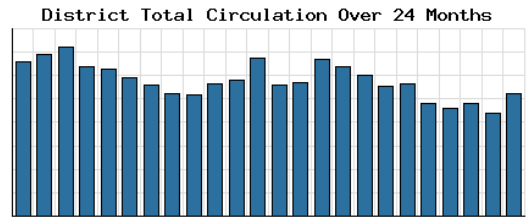
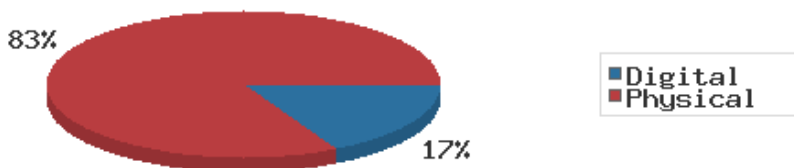


Monthly Stats Brief Narrative

In March 2018, the number of patrons entering our buildings slightly increased system-wide compared to this month the previous year. Combined physical and digital use of library materials decreased year-to-date compared to 2017. About 9% of our registered cardholders checked out a physical item this past month, while about 2% of registered cardholders checked out a digital item.



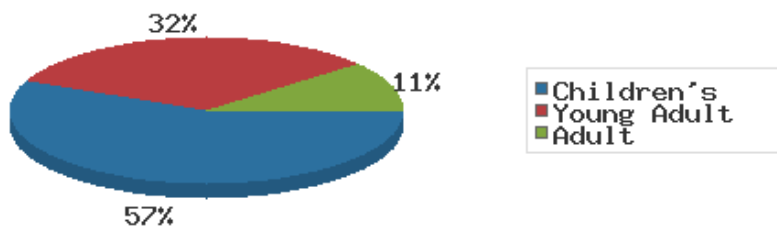
Digital vs. Physical Circulation



Digital usage comprised about 17% of total circulation in March 2018, and digital usage greatly decreased from this time in 2017.

In March 2018, BDL patrons saved \$164,726.70 by checking out 13,208 physical items from the library. Our programming for all ages and our digital services further increase the library's value to the community.

Programs Offered in 2018



Compared to this time in 2017, the number of programs BDL offered year-to-date has increased. Attendance at programs slightly increased over this same period.

See the full statistical report, starting on the next page, for details and more graphs.

Attendance

March 2018

	Alganssee	Bronson	Coldwater	Quincy	Sherwood	Union Twp.	BDL Monthly Total	BDL YTD	BDL Year End				
									2017	2016	2015	2014	2013
Attendance	335	2,510	10,697	762	1,018	2,239	17,561	45,985	193,922	201,109	195,735	167,414	171,507
<i>Previous Year</i>	369	2,208	6,879	1,037	704	2,273	13,470	44,701	201,109	195,735	167,414	171,507	196,465
<i>Change</i>	-9%	+14%	+56%	-27%	+45%	-1%	+30%	+3%	-4%	+3%	+17%	-2%	-13%
Hours Open	118.00	191.00	269.00	179.50	146.00	178.00	1,081.50	3,010.50	10,869.15	10,877.50	8,703.00	5,395.00	5,228.00
<i>Previous Year</i>	121.00	155.00	181.00	163.50	118.00	132.00	870.50	2,675.15	10,877.50	8,703.00	5,395.00	5,228.00	5,612.00
<i>Change</i>	-2%	+23%	+49%	+10%	+24%	+35%	+24%	+13%	-0%	+25%	+61%	+3%	-7%

Patrons

March 2018

	Alganssee	Bronson	Coldwater	Quincy	Sherwood	Union Twp.	BDL Monthly Total	BDL YTD	BDL Year End				
									2017	2016	2015	2014	2013
Population in our Service Area (Tracking Since 2018)							45,130		0	0	0	0	0
<i>Previous Year</i>							0		0	0	0	0	0
<i>Change</i>													
Patron Count	385	3,392	16,328	2,869	506	2,380	25,860		25,685	24,899	23,974	22,879	21,771
<i>Previous Year</i>	372	3,249	15,918	2,811	476	2,260	25,086		24,899	23,974	22,879	21,771	20,674
<i>Change</i>	+3%	+4%	+3%	+2%	+6%	+5%	+3%		+3%	+4%	+5%	+5%	+5%
Patrons Who Checked Out a Physical Item	46	382	1,251	238	89	257	2,263		1,887	2,030	2,069	2,109	2,349
<i>Previous Year</i>	63	375	1,442	243	82	265	2,470		2,030	2,069	2,109	2,349	2,589
<i>Change</i>	-27%	+2%	-13%	-2%	+9%	-3%	-8%		-7%	-2%	-2%	-10%	-9%
New Patrons Added	3	32	35	12	1	10	93	194	844	989	1,086	1,390	1,142
<i>Previous Year</i>	5	5	46	13	1	23	93	218	989	1,086	1,390	1,142	1,338
<i>Change</i>	-40%	+540%	-24%	-8%		-57%		-11%	-15%	-9%	-22%	+22%	-15%
In-House Holds Filled for Our Patrons	19	137	573	131	66	115	1,041	2,856	11,650	10,407	10,225	9,546	11,327
<i>Previous Year</i>	21	183	577	144	33	91	1,049	3,056	10,407	10,225	9,546	11,327	12,928
<i>Change</i>	-10%	-25%	-1%	-9%	+100%	+26%	-1%	-7%	+12%	+2%	+7%	-16%	-12%
Active Hoopla Users (Began 2016)							248		189	129	0	0	0
<i>Previous Year</i>							161		129	0	0	0	0
<i>Change</i>							+54%		+47%				
Active OverDrive Users							172		156	134	144	134	112
<i>Previous Year</i>							145		134	144	134	112	96
<i>Change</i>							+19%		+16%	-7%	+7%	+20%	+17%

Physical Collection

March 2018

	Alganssee	Bronson	Coldwater	Quincy	Sherwood	Union Twp.	BDL Monthly Total	BDL YTD	BDL Year End				
									2017	2016	2015	2014	2013
Physical Books and All other Print Materials in the Catalog (Tracking Since 8/2017)	4,933	14,286	44,786	16,819	6,722	12,077	99,623		100,293	0	0	0	0
<i>Previous Year</i>	0	0	0	0	0	0	0		0	0	0	0	0
<i>Change</i>													
Physical Audiobooks in the Catalog (Tracking Since 8/2017)	35	106	1,374	294	3	59	1,871		1,852	0	0	0	0
<i>Previous Year</i>	0	0	0	0	0	0	0		0	0	0	0	0
<i>Change</i>													
Physical Video Materials in the Catalog (Tracking Since 8/2017)	816	1,238	3,565	1,745	1,382	1,301	10,047		10,519	0	0	0	0
<i>Previous Year</i>	0	0	0	0	0	0	0		0	0	0	0	0
<i>Change</i>													
Physical Music Recordings in the Catalog (Tracking Since 8/2017)	1	84	115	127	0	9	336		345	0	0	0	0
<i>Previous Year</i>	0	0	0	0	0	0	0		0	0	0	0	0
<i>Change</i>													
TOTAL Physical Items in the Catalog	5,785	15,714	49,840	18,985	8,107	13,446	111,877		113,009	126,407	131,432	130,210	128,968
<i>Previous Year</i>	<i>5,925</i>	<i>17,546</i>	<i>61,132</i>	<i>18,989</i>	<i>7,617</i>	<i>12,630</i>	<i>123,839</i>		<i>126,407</i>	<i>131,432</i>	<i>130,210</i>	<i>128,968</i>	<i>126,849</i>
<i>Change</i>	<i>-2%</i>	<i>-10%</i>	<i>-18%</i>	<i>-0%</i>	<i>+6%</i>	<i>+6%</i>	<i>-10%</i>		<i>-11%</i>	<i>-4%</i>	<i>+1%</i>	<i>+1%</i>	<i>+2%</i>

Total Collection

March 2018

	Alganssee	Bronson	Coldwater	Quincy	Sherwood	Union Twp.	BDL Monthly Total	BDL YTD	BDL Year End				
									2017	2016	2015	2014	2013
Combined Physical Items	5,785	15,714	49,840	18,985	8,107	13,446	111,877		113,009	126,407	131,432	130,210	128,968
<i>Previous Year</i>	5,925	17,546	61,132	18,989	7,617	12,630	123,839		126,407	131,432	130,210	128,968	126,849
<i>Change</i>	-2%	-10%	-18%	-0%	+6%	+6%	-10%		-11%	-4%	+1%	+1%	+2%
Combined Digital Collections (Tracking Since 8/2017)							609,349		579,037	0	0	0	0
<i>Previous Year</i>							0		0	0	0	0	0
<i>Change</i>													
TOTAL of all Collections	5,785	15,714	49,840	18,985	8,107	13,446	721,226		692,046	126,407	131,432	130,210	128,968
<i>Previous Year</i>	5,925	17,546	61,132	18,989	7,617	12,630	123,839		126,407	131,432	130,210	128,968	126,849
<i>Change</i>	-2%	-10%	-18%	-0%	+6%	+6%	+482%		+447%	-4%	+1%	+1%	+2%

Circulation of Physical Items

March 2018

	Alganssee	Bronson	Coldwater	Quincy	Sherwood	Union Twp.	BDL Monthly Total	BDL YTD	BDL Year End				
									2017	2016	2015	2014	2013
Checkouts in Evergreen	324	1,939	5,110	1,294	387	1,113	10,167	27,285	120,916	118,595	121,841	123,074	137,997
<i>Previous Year</i>	243	2,032	5,799	1,468	354	1,286	11,182	30,617	118,595	121,841	123,074	137,997	147,891
<i>Change</i>	+33%	-5%	-12%	-12%	+9%	-13%	-9%	-11%	+2%	-3%	-1%	-11%	-7%
Renewals in Evergreen	27	144	617	87	108	112	1,095	3,023	14,804	15,480	15,434	16,044	16,310
<i>Previous Year</i>	93	195	784	172	68	138	1,450	3,789	15,480	15,434	16,044	16,310	18,275
<i>Change</i>	-71%	-26%	-21%	-49%	+59%	-19%	-24%	-20%	-4%	+0%	-4%	-2%	-11%
Checkouts of Uncataloged Items	52	143	96	0	0	79	370	973	2,817	4,578	4,385	4,601	4,985
<i>Previous Year</i>	76	53	70	0	0	22	221	717	4,578	4,385	4,601	4,985	11,076
<i>Change</i>	-32%	+170%	+37%			+259%	+67%	+36%	-38%	+4%	-5%	-8%	-55%
Requests from BDL Patrons for Items at Other MeLCat Libraries, Actually Fulfilled							928	2,602	8,169	7,112	6,118	5,677	6,302
<i>Previous Year</i>							705	2,044	7,112	6,118	5,677	6,302	6,390
<i>Change</i>							+32%	+27%	+15%	+16%	+8%	-10%	-1%
Requests from Other MeLCat Libraries for Items at BDL, Actually Fulfilled							648	1,831	7,867	7,068	4,855	5,400	9,387
<i>Previous Year</i>							794	1,931	7,068	4,855	5,400	9,387	7,291
<i>Change</i>							-18%	-5%	+11%	+46%	-10%	-42%	+29%
TOTAL of All Physical Circulation	403	2,226	5,823	1,381	495	1,304	13,208	35,714	154,573	152,833	152,633	154,796	174,981
<i>Previous Year</i>	412	2,280	6,653	1,640	422	1,446	14,352	39,098	152,833	152,633	154,796	174,981	190,923
<i>Change</i>	-2%	-2%	-12%	-16%	+17%	-10%	-8%	-9%	+1%	+0%	-1%	-12%	-8%

Use of Digital Resources

March 2018

	Alganssee	Bronson	Coldwater	Quincy	Sherwood	Union Twp.	BDL Monthly Total	BDL YTD	BDL Year End				
									2017	2016	2015	2014	2013
OverDrive Circulations							796	2,060	7,823	7,502	7,380	6,615	5,632
<i>Previous Year</i>							632	1,883	7,502	7,380	6,615	5,632	5,228
<i>Change</i>							+26%	+9%	+4%	+2%	+12%	+17%	+8%
Hoopla Circulations (Began 2016)							1,136	3,198	10,669	5,432	0	0	0
<i>Previous Year</i>							832	2,313	5,432	0	0	0	0
<i>Change</i>							+37%	+38%	+96%				
NewsBank Searches (Began 2016)							60	330	2,153	2,421	0	0	0
<i>Previous Year</i>							171	523	2,421	0	0	0	0
<i>Change</i>							-65%	-37%	-11%				
TumbleBooks Uses							122	271	2,964	22,269	24,673	1,096	1,786
<i>Previous Year</i>							583	619	22,269	24,673	1,096	1,786	835
<i>Change</i>							-79%	-56%	-87%	-10%	+2,151%	-39%	+114%
Mango Languages Uses							23	141	1,024	538	617	1,180	1,241
<i>Previous Year</i>							186	536	538	617	1,180	1,241	723
<i>Change</i>							-88%	-74%	+90%	-13%	-48%	-5%	+72%
Ancestry Searches							158	1,213	26,546	36,332	20,275	12,755	8,935
<i>Previous Year</i>							3,314	9,218	36,332	20,275	12,755	8,935	8,635
<i>Change</i>							-95%	-87%	-27%	+79%	+59%	+43%	+3%
Activities Completed on ABCMouse (Began 2016)							86	247	1,251	1,130	0	0	0
<i>Previous Year</i>							123	292	1,130	0	0	0	0
<i>Change</i>							-30%	-15%	+11%				
Books Read on ABCMouse (Began 2016)							18	29	109	98	0	0	0
<i>Previous Year</i>							8	13	98	0	0	0	0
<i>Change</i>							+125%	+123%	+11%				
TOTAL Use of Digital Resources							2,399	7,489	52,539	75,722	52,945	21,646	17,594
<i>Previous Year</i>							5,849	15,397	75,722	52,945	21,646	17,594	15,421
<i>Change</i>							-59%	-51%	-31%	+43%	+145%	+23%	+14%

Total Circulation

March 2018

	Alganssee	Bronson	Coldwater	Quincy	Sherwood	Union Twp.	BDL Monthly Total	BDL YTD	BDL Year End				
									2017	2016	2015	2014	2013
Combined Circulation of Physical Items	403	2,226	5,823	1,381	495	1,304	13,208	35,714	154,573	152,833	152,633	154,796	174,981
<i>Previous Year</i>	412	2,280	6,653	1,640	422	1,446	14,352	39,098	152,833	152,633	154,796	174,981	190,923
<i>Change</i>	-2%	-2%	-12%	-16%	+17%	-10%	-8%	-9%	+1%	+0%	-1%	-12%	-8%
Combined Use of Digital Resources							2,399	7,489	52,539	75,722	52,945	21,646	17,594
<i>Previous Year</i>							5,849	15,397	75,722	52,945	21,646	17,594	15,421
<i>Change</i>							-59%	-51%	-31%	+43%	+145%	+23%	+14%
TOTAL BDL Circulation	403	2,226	5,823	1,381	495	1,304	15,607	43,203	207,112	228,555	205,578	176,442	192,575
<i>Previous Year</i>	412	2,280	6,653	1,640	422	1,446	20,201	54,495	228,555	205,578	176,442	192,575	206,344
<i>Change</i>	-2%	-2%	-12%	-16%	+17%	-10%	-23%	-21%	-9%	+11%	+17%	-8%	-7%

Cataloging

March 2018

	Alganssee	Bronson	Coldwater	Quincy	Sherwood	Union Twp.	BDL Monthly Total	BDL YTD	BDL Year End				
									2017	2016	2015	2014	2013
Physical Items Added to the Catalog	62	187	529	178	100	103	1,159	3,009	11,009	11,091	8,582	6,134	6,097
<i>Previous Year</i>	58	286	270	253	119	87	1,073	3,179	11,091	8,582	6,134	6,097	7,161
<i>Change</i>	+7%	-35%	+96%	-30%	-16%	+18%	+8%	-5%	-1%	+29%	+40%	+1%	-15%
Physical Items Deleted from the Catalog	11	141	927	519	0	26	1,624	4,140	24,366	15,968	8,668	6,186	4,751
<i>Previous Year</i>	27	230	1,163	201	2	187	1,810	5,702	15,968	8,668	6,186	4,751	7,269
<i>Change</i>	-59%	-39%	-20%	+158%		-86%	-10%	-27%	+53%	+84%	+40%	+30%	-35%

Reference Questions

March 2018

	Alganssee	Bronson	Coldwater	Quincy	Sherwood	Union Twp.	BDL Monthly Total	BDL YTD	BDL Year End				
									2017	2016	2015	2014	2013
General Reference Questions in Person	3	65	297	92	73	28	558	1,683	7,537	6,285	2,806	2,809	3,624
<i>Previous Year</i>	4	4	235	118	15	183	559	1,623	6,285	2,806	2,809	3,624	5,268
<i>Change</i>	-25%	+1,525%	+26%	-22%	+387%	-85%	-0%	+4%	+20%	+124%	-0%	-22%	-31%
Questions via Telephone Calls	0	24	329	23	17	21	414	1,221	5,079	4,622	2,885	2,872	2,430
<i>Previous Year</i>	0	5	163	15	7	102	292	1,126	4,622	2,885	2,872	2,430	4,580
<i>Change</i>		+380%	+102%	+53%	+143%	-79%	+42%	+8%	+10%	+60%	+0%	+18%	-47%
Reference Questions Delivered Online	0	1	10	0	4	0	15	41	233	304	227	128	45
<i>Previous Year</i>	0	0	7	41	0	5	53	84	304	227	128	45	35
<i>Change</i>			+43%				-72%	-51%	-23%	+34%	+77%	+184%	+29%
In-Person Questions on Computer or Internet Use	0	52	467	26	12	27	584	1,703	7,285	6,568	5,551	4,076	3,741
<i>Previous Year</i>	0	37	388	34	11	125	595	1,725	6,568	5,551	4,076	3,741	3,222
<i>Change</i>		+41%	+20%	-24%	+9%	-78%	-2%	-1%	+11%	+18%	+36%	+9%	+16%
In-Person Questions about Our Online Databases	0	0	16	6	0	2	24	86	363	170	92	121	206
<i>Previous Year</i>	0	0	8	3	0	3	14	78	170	92	121	206	118
<i>Change</i>			+100%	+100%		-33%	+71%	+10%	+114%	+85%	-24%	-41%	+75%
In-Person Tax Form Questions	0	15	47	41	0	3	106	432	493	473	579	560	531
<i>Previous Year</i>	0	1	34	25	0	12	72	404	473	579	560	531	515
<i>Change</i>		+1,400%	+38%	+64%		-75%	+47%	+7%	+4%	-18%	+3%	+5%	+3%
TOTAL of All Reference Questions	3	157	1,166	188	106	81	1,701	5,166	20,990	18,422	12,140	10,566	10,577
<i>Previous Year</i>	4	47	835	236	33	430	1,585	5,040	18,422	12,140	10,566	10,577	13,738
<i>Change</i>	-25%	+234%	+40%	-20%	+221%	-81%	+7%	+2%	+14%	+52%	+15%	-0%	-23%

MeLCat

March 2018

	Alganssee	Bronson	Coldwater	Quincy	Sherwood	Union Twp.	BDL Monthly Total	BDL YTD	BDL Year End				
									2017	2016	2015	2014	2013
Requests from BDL Patrons for Items at Other MeLCat Libraries							997	2,761	8,699	7,643	7,280	6,708	7,329
<i>Previous Year</i>							769	2,193	7,643	7,280	6,708	7,329	7,727
<i>Change</i>							+30%	+26%	+14%	+5%	+9%	-8%	-5%
Requests from BDL Patrons for Items at Other MeLCat Libraries, Actually Fulfilled							928	2,602	8,169	7,112	6,118	5,677	6,302
<i>Previous Year</i>							705	2,044	7,112	6,118	5,677	6,302	6,390
<i>Change</i>							+32%	+27%	+15%	+16%	+8%	-10%	-1%
Requests from Other MeLCat Libraries for Items at BDL							638	1,895	7,994	7,096	5,989	6,619	9,848
<i>Previous Year</i>							831	1,998	7,096	5,989	6,619	9,848	7,910
<i>Change</i>							-23%	-5%	+13%	+18%	-10%	-33%	+25%
Requests from Other MeLCat Libraries for Items at BDL, Actually Fulfilled							648	1,831	7,867	7,068	4,855	5,400	9,387
<i>Previous Year</i>							794	1,931	7,068	4,855	5,400	9,387	7,291
<i>Change</i>							-18%	-5%	+11%	+46%	-10%	-42%	+29%
BDL Items Sent to Other MeLCat Libraries	27	64	0	177	55	58	381	1,080	4,739	3,986	3,394	3,548	5,915
<i>Previous Year</i>	51	100	0	194	44	85	474	1,128	3,986	3,394	3,548	5,915	4,898
<i>Change</i>	-47%	-36%		-9%	+25%	-32%	-20%	-4%	+19%	+17%	-4%	-40%	+21%
Items from other MeLCat Libraries Checked out to OUR Patrons	31	103	362	78	50	59	683	1,831	6,352	5,560	4,662	4,231	4,852
<i>Previous Year</i>	24	125	272	78	9	48	556	1,479	5,560	4,662	4,231	4,852	4,745
<i>Change</i>	+29%	-18%	+33%		+456%	+23%	+23%	+24%	+14%	+19%	+10%	-13%	+2%

Programs Held

March 2018

	Alganssee	Bronson	Coldwater	Quincy	Sherwood	Union Twp.	BDL Monthly Total	BDL YTD	BDL Year End				
									2017	2016	2015	2014	2013
Juvenile Programs Held	9	13	45	3	15	11	96	226	720	604	575	482	470
<i>Previous Year</i>	5	19	45	14	2	12	97	217	604	575	482	470	433
<i>Change</i>	+80%	-32%		-79%	+650%	-8%	-1%	+4%	+19%	+5%	+19%	+3%	+9%
Young Adult Programs Held	1	8	12	5	33	5	64	127	248	163	151	126	49
<i>Previous Year</i>	1	2	10	1	4	4	22	56	163	151	126	49	37
<i>Change</i>		+300%	+20%	+400%	+725%	+25%	+191%	+127%	+52%	+8%	+20%	+157%	+32%
Adult Programs Held	1	4	8	0	2	1	16	36	146	220	157	125	87
<i>Previous Year</i>	1	2	9	2	0	2	16	42	220	157	125	87	76
<i>Change</i>		+100%	-11%			-50%		-14%	-34%	+40%	+26%	+44%	+14%
Juvenile Summer Reading Events Held	0	0	0	0	0	0	0	0	95	89	84	78	0
<i>Previous Year</i>	0	1	0	0	0	0	1	1	89	84	78	0	0
<i>Change</i>									+7%	+6%	+8%		
Young Adult Summer Reading Events Held	0	0	0	0	0	0	0	0	57	29	85	30	0
<i>Previous Year</i>	0	0	0	0	0	0	0	0	29	85	30	0	0
<i>Change</i>									+97%	-66%	+183%		
Adult Summer Reading Events Held	0	0	0	0	0	0	0	0	0	3	5	4	0
<i>Previous Year</i>	0	0	0	0	0	0	0	0	3	5	4	0	0
<i>Change</i>										-40%	+25%		
Computer Classes Held	0	0	3	0	0	0	3	7	22	14	22	24	0
<i>Previous Year</i>	0	0	0	0	0	0	0	0	14	22	24	0	0
<i>Change</i>									+57%	-36%	-8%		
TOTAL of All Programs	11	25	68	8	50	17	179	396	1,288	1,122	1,079	869	606
<i>Previous Year</i>	7	24	64	17	6	18	136	316	1,122	1,079	869	606	546
<i>Change</i>	+57%	+4%	+6%	-53%	+733%	-6%	+32%	+25%	+15%	+4%	+24%	+43%	+11%

Program Attendance

March 2018

	Alganssee	Bronson	Coldwater	Quincy	Sherwood	Union Twp.	BDL Monthly Total	BDL YTD	BDL Year End				
									2017	2016	2015	2014	2013
Attendees at Juvenile Programs	28	779	972	39	286	421	2,525	4,572	15,351	10,371	8,415	7,857	8,859
<i>Previous Year</i>	17	596	965	642	5	262	2,487	4,570	10,371	8,415	7,857	8,859	8,391
<i>Change</i>	+65%	+31%	+1%	-94%	+5,620%	+61%	+2%	+0%	+48%	+23%	+7%	-11%	+6%
Attendees at Young Adult Programs	2	42	112	10	100	52	318	809	4,520	1,011	884	641	473
<i>Previous Year</i>	5	18	303	20	35	41	422	671	1,011	884	641	473	462
<i>Change</i>	-60%	+133%	-63%	-50%	+186%	+27%	-25%	+21%	+347%	+14%	+38%	+36%	+2%
Attendees at Adult Programs	5	43	125	0	8	7	188	468	1,979	2,048	2,157	1,310	1,108
<i>Previous Year</i>	8	7	121	16	0	23	175	490	2,048	2,157	1,310	1,108	967
<i>Change</i>	-38%	+514%	+3%			-70%	+7%	-4%	-3%	-5%	+65%	+18%	+15%
Attendees at Juvenile Summer Reading Events	0	0	0	0	0	0	0	0	3,116	3,904	2,499	3,159	0
<i>Previous Year</i>	0	0	0	0	0	0	0	0	3,904	2,499	3,159	0	0
<i>Change</i>									-20%	+56%	-21%		
Attendees at Young Adult Summer Reading Events	0	0	0	0	0	0	0	0	671	295	259	307	0
<i>Previous Year</i>	0	0	0	0	0	0	0	0	295	259	307	0	0
<i>Change</i>									+127%	+14%	-16%		
Attendees at Adult Summer Reading Events	0	0	0	0	0	0	0	0	0	21	77	111	0
<i>Previous Year</i>	0	0	0	0	0	0	0	0	21	77	111	0	0
<i>Change</i>										-73%	-31%		
Attendees at Computer Classes	0	0	2	0	0	0	2	6	21	12	29	28	0
<i>Previous Year</i>	0	0	0	0	0	0	0	0	12	29	28	0	0
<i>Change</i>									+75%	-59%	+4%		
TOTAL of All Program Attendance	35	864	1,211	49	394	480	3,033	5,855	25,658	17,662	14,320	13,413	10,440
<i>Previous Year</i>	30	621	1,389	678	40	326	3,084	5,731	17,662	14,320	13,413	10,440	9,820
<i>Change</i>	+17%	+39%	-13%	-93%	+885%	+47%	-2%	+2%	+45%	+23%	+7%	+28%	+6%

Summer Reading Program Signups

March 2018

	Alganssee	Bronson	Coldwater	Quincy	Sherwood	Union Twp.	BDL Monthly Total	BDL YTD	BDL Year End				
									2017	2016	2015	2014	2013
Juveniles Signed Up for Summer Reading Program	0	0	0	0	0	0	0	0	1,153	967	859	0	0
<i>Previous Year</i>	0	0	0	0	0	0	0	0	967	859	0	0	0
<i>Change</i>									+19%	+13%			
Young Adults Signed up for Summer Reading Program	0	0	0	0	0	0	0	0	385	113	311	0	0
<i>Previous Year</i>	0	0	0	0	0	0	0	0	113	311	0	0	0
<i>Change</i>									+241%	-64%			
Adults Signed Up for Summer Reading Program	0	0	0	0	0	0	0	0	117	86	85	0	0
<i>Previous Year</i>	0	0	0	0	0	0	0	0	86	85	0	0	0
<i>Change</i>									+36%	+1%			
TOTAL Summer Reading Program Signups	0	0	0	0	0	0	0	0	1,655	1,166	1,255	0	0
<i>Previous Year</i>	0	0	0	0	0	0	0	0	1,166	1,255	0	0	0
<i>Change</i>									+42%	-7%			

Summer Reading Program Completions

March 2018

	Algansee	Bronson	Coldwater	Quincy	Sherwood	Union Twp.	BDL Monthly Total	BDL YTD	BDL Year End				
									2017	2016	2015	2014	2013
Juveniles who Completed Summer Reading Program	0	0	0	0	0	0	0	0	518	459	512	0	0
<i>Previous Year</i>	0	0	0	0	0	0	0	0	459	512	0	0	0
<i>Change</i>									+13%	-10%			
Young Adults who Completed Summer Reading Program	0	0	0	0	0	0	0	0	268	62	122	0	0
<i>Previous Year</i>	0	0	0	0	0	0	0	0	62	122	0	0	0
<i>Change</i>									+332%	-49%			
Adults who Completed Summer Reading Program	0	0	0	0	0	0	0	0	96	60	56	0	0
<i>Previous Year</i>	0	0	0	0	0	0	0	0	60	56	0	0	0
<i>Change</i>									+60%	+7%			
TOTAL Summer Reading Program Completions	0	0	0	0	0	0	0	0	882	581	690	0	0
<i>Previous Year</i>	0	0	0	0	0	0	0	0	581	690	0	0	0
<i>Change</i>									+52%	-16%			

Library-Provided Computer Services

March 2018

	Alganssee	Bronson	Coldwater	Quincy	Sherwood	Union Twp.	BDL Monthly Total	BDL YTD	BDL Year End				
									2017	2016	2015	2014	2013
One-hour sessions on Library Wifi	529	8,264	25,250	2,335	1,040	2,501	39,919	118,913	425,714	410,437	351,423	298,098	217,215
<i>Previous Year</i>	671	6,921	24,532	1,582	991	1,667	36,364	107,470	410,437	351,423	298,098	217,215	151,938
<i>Change</i>	-21%	+19%	+3%	+48%	+5%	+50%	+10%	+11%	+4%	+17%	+18%	+37%	+43%
Computers Available for Public Use	6	19	31	10	7	13	86		73	73	73	73	73
<i>Previous Year</i>	5	16	27	8	6	11	73		73	73	73	73	73
<i>Change</i>	+20%	+19%	+15%	+25%	+17%	+18%	+18%						
Use of Library-Provided Computers	62	551	2,314	108	104	337	3,476	9,661	44,181	41,513	46,405	43,756	46,559
<i>Previous Year</i>	127	699	2,427	141	55	279	3,728	10,422	41,513	46,405	43,756	46,559	51,549
<i>Change</i>	-51%	-21%	-5%	-23%	+89%	+21%	-7%	-7%	+6%	-11%	+6%	-6%	-10%
Computers Available for Staff Use	1	6	27	3	2	3	42		41	41	41	41	41
<i>Previous Year</i>	1	6	26	3	2	3	41		41	41	41	41	41
<i>Change</i>			+4%				+2%						

Website Stats

March 2018

	Alganssee	Bronson	Coldwater	Quincy	Sherwood	Union Twp.	BDL Monthly Total	BDL YTD	BDL Year End				
									2017	2016	2015	2014	2013
Monthly Website Sessions							3,510	10,655	73,326	75,139	72,706	68,773	813,995,593
<i>Previous Year</i>							6,189	17,801	75,139	72,706	68,773	813,995,593	0
<i>Change</i>							-43%	-40%	-2%	+3%	+6%	-100%	
Monthly Website Page Views							9,642	27,060	177,799	182,084	169,630	163,277	162,300
<i>Previous Year</i>							17,829	47,405	182,084	169,630	163,277	162,300	0
<i>Change</i>							-46%	-43%	-2%	+7%	+4%	+1%	

Faxes, Prints, and Sales

March 2018

	Algansee	Bronson	Coldwater	Quincy	Sherwood	Union Twp.	BDL Monthly Total	BDL YTD	BDL Year End				
									2017	2016	2015	2014	2013
Fax Pages Received	0	3	1	0	0	0	4	84	260	219	173	168	140
<i>Previous Year</i>	0	1	6	1	0	0	8	54	219	173	168	140	185
<i>Change</i>		+200%	-83%				-50%	+56%	+19%	+27%	+3%	+20%	-24%
Fax Pages Sent	0	304	370	42	23	121	860	2,115	3,879	1,741	1,882	1,353	1,346
<i>Previous Year</i>	4	21	90	58	1	61	235	655	1,741	1,882	1,353	1,346	1,682
<i>Change</i>		+1,348%	+311%	-28%	+2,200%	+98%	+266%	+223%	+123%	-7%	+39%	+1%	-20%
Free Prints for Job Seekers	14	13	181	6	14	56	284	897	3,128	2,878	2,335	3,024	3,834
<i>Previous Year</i>	20	26	200	39	3	31	319	839	2,878	2,335	3,024	3,834	3,816
<i>Change</i>	-30%	-50%	-10%	-85%	+367%	+81%	-11%	+7%	+9%	+23%	-23%	-21%	+0%
Black and White Patron Prints (Tracking Since 6/2016)	604	1,508	6,339	282	74	588	9,395	22,975	75,606	35,561	0	0	0
<i>Previous Year</i>	161	1,343	5,376	285	93	635	7,893	19,240	35,561	0	0	0	0
<i>Change</i>	+275%	+12%	+18%	-1%	-20%	-7%	+19%	+19%	+113%				
Color Patron Prints (Tracking Since 6/2016)	30	41	469	356	42	20	958	2,444	10,253	4,036	0	0	0
<i>Previous Year</i>	49	131	942	17	5	32	1,176	2,241	4,036	0	0	0	0
<i>Change</i>	-39%	-69%	-50%	+1,994%	+740%	-38%	-19%	+9%	+154%				
Flash Drives Sold (Tracking Since 6/2016)	0	0	5	1	0	0	6	14	56	54	0	0	0
<i>Previous Year</i>	0	2	5	1	0	3	11	24	54	0	0	0	0
<i>Change</i>							-45%	-42%	+4%				
Earbuds Sold (Tracking Since 6/2016)	2	16	21	0	3	2	44	118	416	166	0	0	0
<i>Previous Year</i>	0	8	21	2	0	4	35	73	166	0	0	0	0
<i>Change</i>		+100%				-50%	+26%	+62%	+151%				

Fines and Fees

Overdue Fines Dropped in 2017

March 2018

	Alganssee	Bronson	Coldwater	Quincy	Sherwood	Union Twp.	BDL Monthly Total	BDL YTD	BDL Year End				
									2017	2016	2015	2014	2013
Fines and Fees Payments Received	\$ 0.00	\$ 9.50	\$ 103.99	\$ 1.50	\$ 0.00	\$ 10.00	\$ 124.99	\$ 727.14	\$ 7,628.31	\$ 10,062.96	\$ 14,448.76	\$ 14,827.36	\$ 15,371.10
<i>Previous Year</i>	\$ 5.90	\$ 105.00	\$ 678.11	\$ 169.25	\$ 43.20	\$ 49.35	\$ 1,050.81	\$ 2,550.27	\$ 10,062.96	\$ 14,448.76	\$ 14,827.36	\$ 15,371.10	\$ 18,047.66
<i>Change</i>		-91%	-85%	-99%		-80%	-88%	-71%	-24%	-30%	-3%	-4%	-15%
Outstanding Fines and Fees	\$ 171.00	\$ 9,538.32	\$ 33,764.92	\$ 3,962.81	\$ 1,413.47	\$ 5,050.61	\$ 53,901.13		84,232.33	228,102.90	221,076.26	209,842.19	201,353.05
<i>Previous Year</i>	\$ 1,133.52	\$ 34,004.29	\$ 154,940.63	\$ 20,247.18	\$ 4,400.62	\$ 14,295.11	\$ 229,021.35		228,102.90	221,076.26	209,842.19	201,353.05	188,798.85
<i>Change</i>	-85%	-72%	-78%	-80%	-68%	-65%	-76%		-63%	+3%	+5%	+4%	+7%

Debt Collections

Unique Management Services, Inc.

Tracking Since 2014

March 2018

	Alganssee	Bronson	Coldwater	Quincy	Sherwood	Union Twp.	BDL Monthly Total	BDL YTD	BDL Year End				
									2017	2016	2015	2014	2013
Fine Payments as a Result of Collection Agency's Efforts							\$ 15.00	\$ 146.45	\$ 229.00	\$ 947.13	\$ 818.48	\$ 809.51	\$ 0.00
<i>Previous Year</i>							\$ 86.00	\$ 132.00	\$ 947.13	\$ 818.48	\$ 809.51	\$ 0.00	\$ 0.00
<i>Change</i>							-83%	+11%	-76%	+16%	+1%		
Library Materials Returned as a Result of Collection Agency's Efforts							\$ 125.00	\$ 448.00	\$ 888.95	\$ 1,317.93	\$ 1,346.89	\$ 1,864.69	\$ 0.00
<i>Previous Year</i>							\$ 10.00	\$ 30.00	\$ 1,317.93	\$ 1,346.89	\$ 1,864.69	\$ 0.00	\$ 0.00
<i>Change</i>							+1,150%	+1,393%	-33%	-2%	-28%		
What We Paid Collection Agency for Their Services							\$ 28.40	\$ 86.58	\$ 558.08	\$ 1,022.23	\$ 1,051.42	\$ 753.88	\$ 0.00
<i>Previous Year</i>							\$ 34.40	\$ 42.40	\$ 1,022.23	\$ 1,051.42	\$ 753.88	\$ 0.00	\$ 0.00
<i>Change</i>							-18%	+105%	-45%	-3%	+40%		

Value to Our Service Area

Physical Item Circulation Only

March 2018

	Alganssee	Bronson	Coldwater	Quincy	Sherwood	Union Twp.	BDL Monthly Total	BDL YTD	BDL Year End				
									2017	2016	2015	2014	2013
What It Would Cost if All the Physical Items Checked Out by Our Patrons Had Been Purchased by Them							\$ 164,726.70	\$ 455,930.20	\$ 2,135,671.28	\$ 2,132,387.79	\$ 2,167,140.68	\$ 2,167,024.48	\$ 2,373,675.70
<i>Previous Year</i>							\$ 204,949.31	\$ 569,816.33	\$ 2,132,387.79	\$ 2,167,140.68	\$ 2,167,024.48	\$ 2,373,675.70	\$ 2,554,108.00
<i>Change</i>							-20%	-20%	+0%	-2%	+0%	-9%	-7%

Seed Exchange

Began 3/2017 at Coldwater Only (Stats part of circulation totals above.)

March 2018

	Alganssee	Bronson	Coldwater	Quincy	Sherwood	Union Twp.	BDL Monthly Total	BDL YTD	BDL Year End				
									2017	2016	2015	2014	2013
									Seed Exchange	0	0	0	0
<i>Previous Year</i>	0	0	137	0	0	0	137	137	0	0	0	0	
<i>Change</i>													

Heritage Room

Stats part of Coldwater Branch totals above; shown here for convenience.

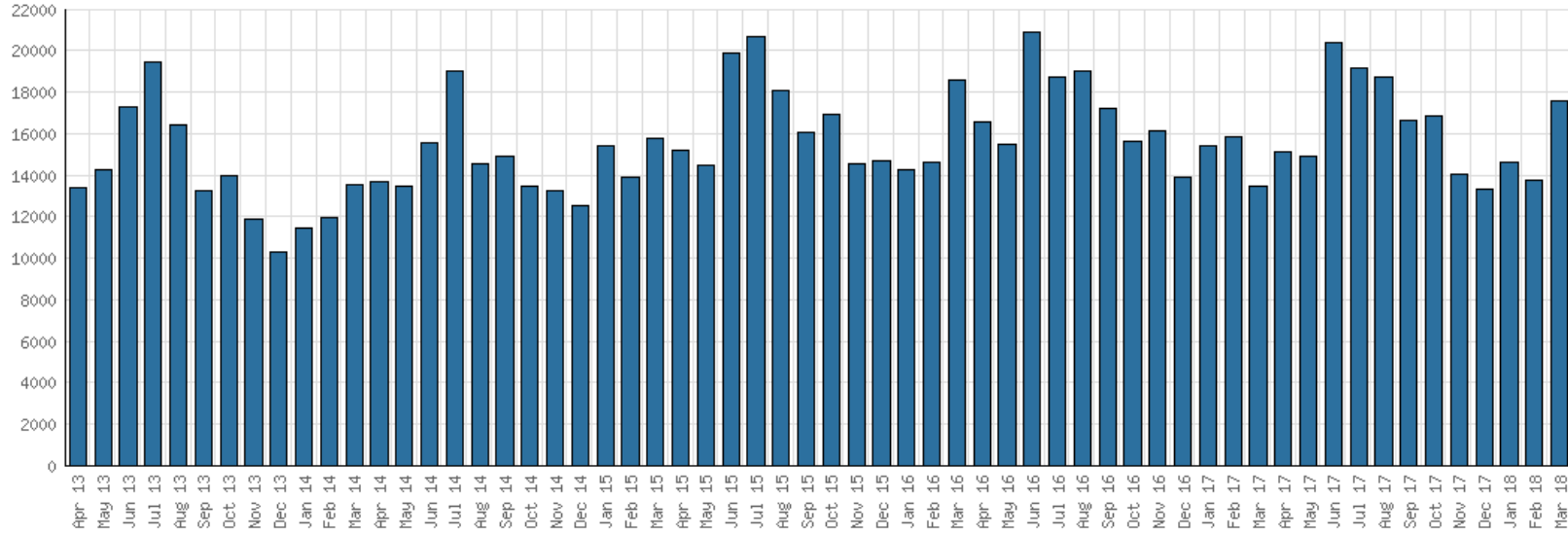
March 2018

	Heritage Room	YTD	Year End				
			2017	2016	2015	2014	2013
			Heritage Room Attendance	64	188	658	705
<i>Previous Year</i>	16	121	705	468	312	0	0
<i>Change</i>	+300%	+55%	-7%	+51%	+50%		
In-Person Reference Questions	59	169	550	72	30	41	24
<i>Previous Year</i>	23	106	72	30	41	24	50
<i>Change</i>	+157%	+59%	+664%	+140%	-27%	+71%	-52%
Reference Telephone Calls	35	95	433	376	206	84	0
<i>Previous Year</i>	30	136	376	206	84	0	0
<i>Change</i>	+17%	-30%	+15%	+83%	+145%		
Online Reference Questions	8	25	63	83	77	43	0
<i>Previous Year</i>	5	21	83	77	43	0	0
<i>Change</i>	+60%	+19%	-24%	+8%	+79%		

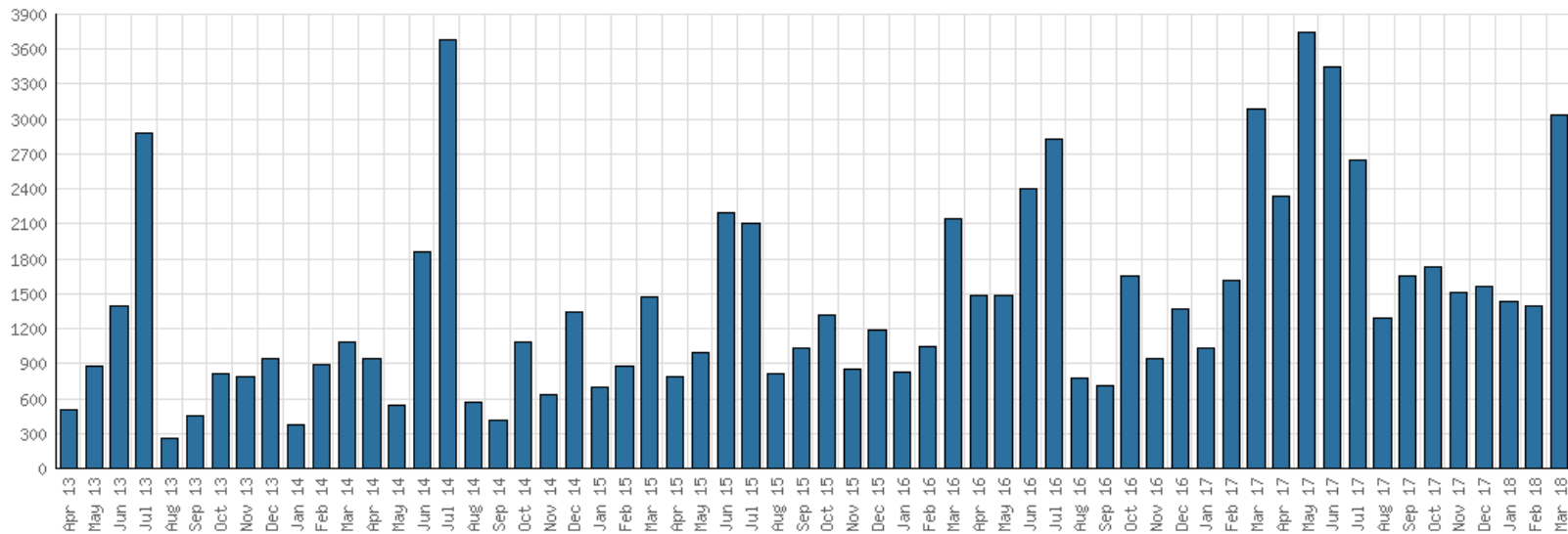
Selected Graphs

5-year Monthly Trends

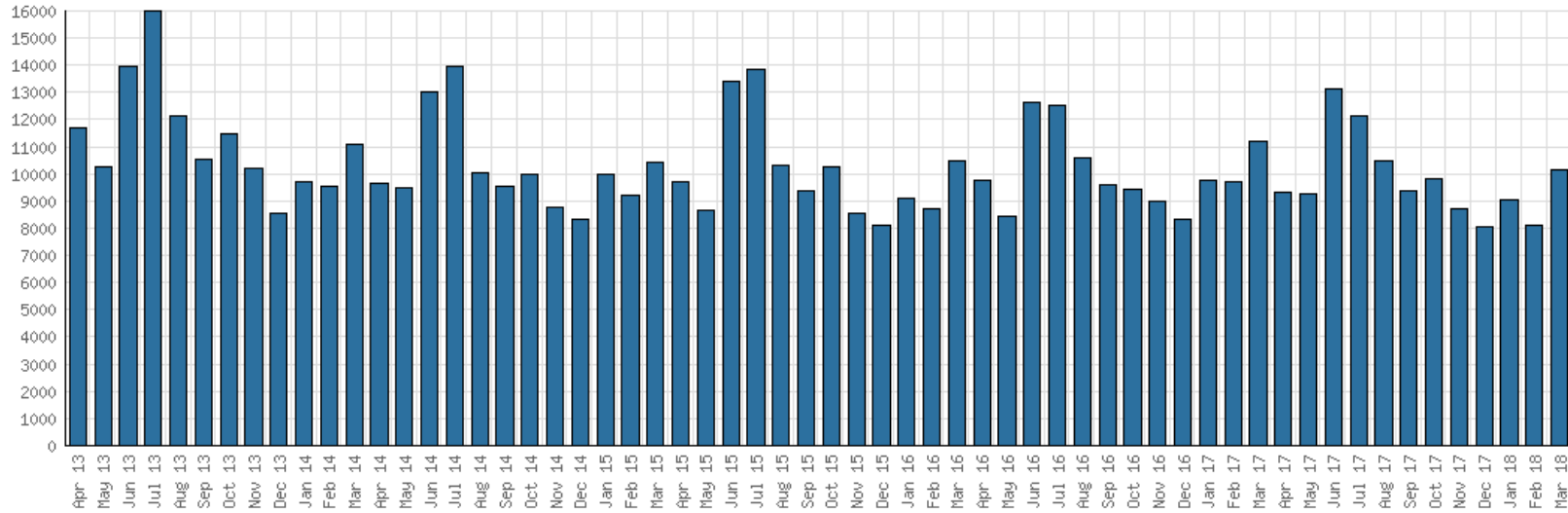
District Attendance



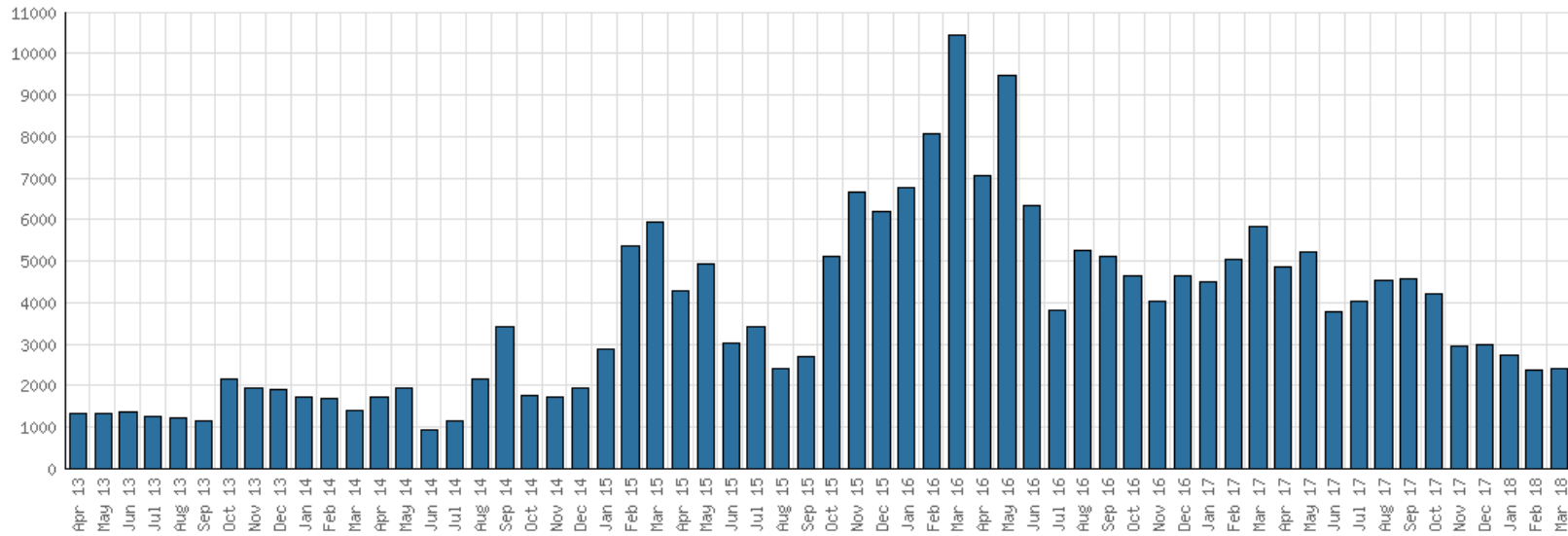
District Program Attendance



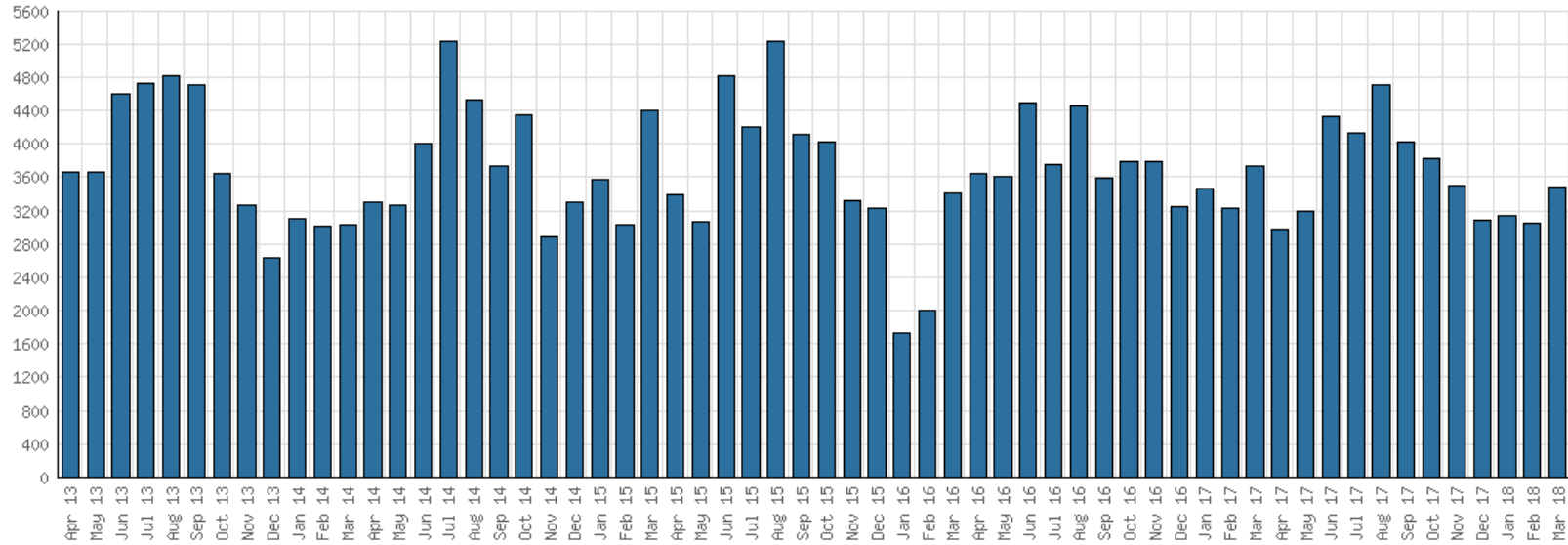
District Physical Circulation



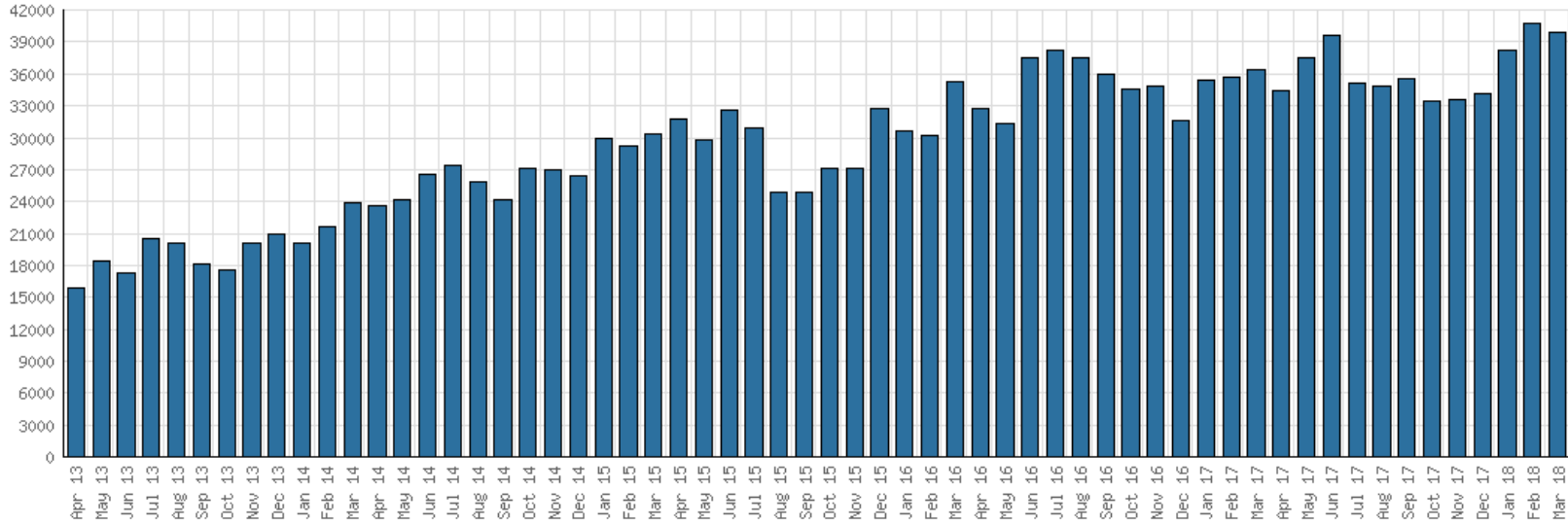
District Digital Circulation



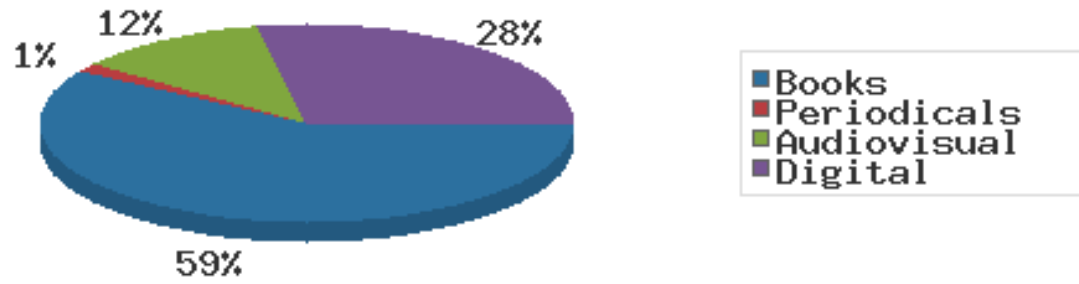
District Use of Library-Provided Computers



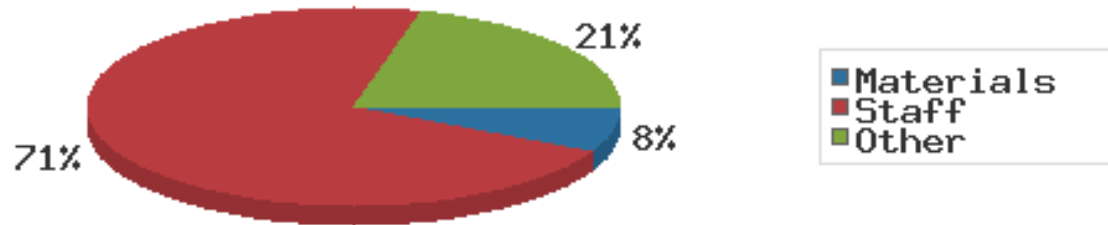
District One-Hour Sessions on Library Wifi



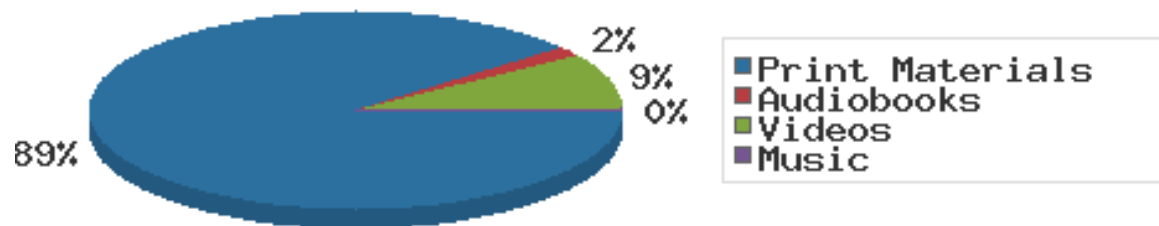
Year-to-Date Materials Expenditures



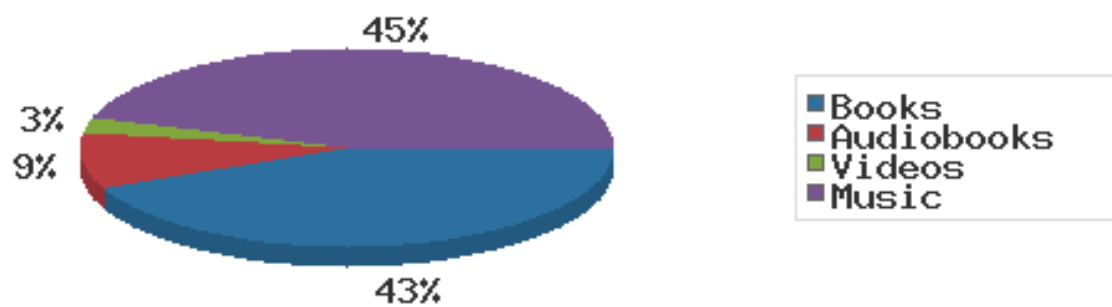
YTD Expenditures in all Categories



Physical Collection



Digital Collection



YTD Usage Breakdown of Digital Services

