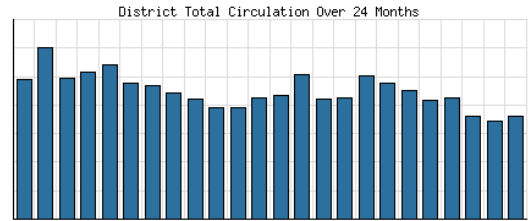
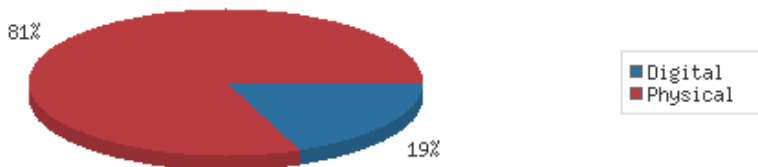


Monthly Stats Brief Narrative

In January 2018, the number of patrons entering our buildings slightly decreased system-wide compared to this month the previous year. Combined physical and digital use of library materials decreased year-to-date compared to 2017. About 8% of our registered cardholders checked out a physical item this past month, while about 2% of registered cardholders checked out a digital item.



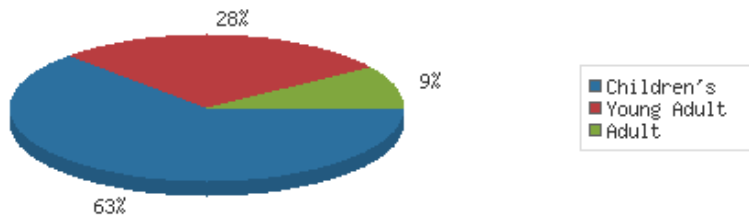
Digital vs. Physical Circulation



Digital usage comprised about 19% of total circulation in January 2018, and digital usage greatly decreased from this time in 2017.

In January 2018, BDL patrons saved \$153,924.20 by checking out 11,695 physical items from the library. Our programming for all ages and our digital services further increase the library's value to the community.

Programs Offered in 2018



Compared to this time in 2017, the number of programs BDL offered year-to-date has increased. Attendance at programs greatly increased over this same period.

See the full statistical report, starting on the next page, for details and more graphs.

Attendance

January 2018

	Alganssee	Bronson	Coldwater	Quincy	Sherwood	Union Twp.	BDL Monthly Total	BDL YTD	BDL Year End				
									2017	2016	2015	2014	2013
									Attendance	305	1,919	8,642	689
<i>Previous Year</i>	283	1,844	9,612	776	713	2,167	15,395	15,395	201,086	195,735	167,414	171,507	196,465
<i>Change</i>	+8%	+4%	-10%	-11%	+32%	-0%	-5%	-5%	-4%	+3%	+17%	-2%	-13%
Hours Open	110.00	180.00	254.00	153.50	151.00	170.00	1,018.50	1,018.50	10,869.15	10,877.50	8,703.00	5,395.00	5,228.00
<i>Previous Year</i>	104.15	146.00	273.00	148.50	113.00	148.00	932.65	932.65	10,877.50	8,703.00	5,395.00	5,228.00	5,612.00
<i>Change</i>	+6%	+23%	-7%	+3%	+34%	+15%	+9%	+9%	-0%	+25%	+61%	+3%	-7%

Patrons

January 2018

	Alganssee	Bronson	Coldwater	Quincy	Sherwood	Union Twp.	BDL Monthly Total	BDL YTD	BDL Year End				
									2017	2016	2015	2014	2013
									Population in our Service Area (Tracking Since 2018)				
<i>Previous Year</i>							0		0	0	0	0	0
<i>Change</i>													
Patron Count	382	3,351	16,272	2,862	501	2,368	25,736		25,685	24,899	23,974	22,879	21,771
<i>Previous Year</i>	365	3,237	15,843	2,801	474	2,226	24,946		24,899	23,974	22,879	21,771	20,674
<i>Change</i>	+5%	+4%	+3%	+2%	+6%	+6%	+3%		+3%	+4%	+5%	+5%	+5%
Patrons Who Checked Out a Physical Item	55	326	1,137	207	65	232	2,022		1,887	2,030	2,069	2,109	2,349
<i>Previous Year</i>	46	338	1,305	229	63	219	2,200		2,030	2,069	2,109	2,349	2,589
<i>Change</i>	+20%	-4%	-13%	-10%	+3%	+6%	-8%		-7%	-2%	-2%	-10%	-9%
New Patrons Added	2	6	29	3	1	8	49	49	844	989	1,086	1,390	1,142
<i>Previous Year</i>	1	11	37	6	0	14	69	69	989	1,086	1,390	1,142	1,338
<i>Change</i>	+100%	-45%	-22%	-50%		-43%	-29%	-29%	-15%	-9%	-22%	+22%	-15%
In-House Holds Filled for Our Patrons	21	181	466	140	34	116	958	958	11,650	10,407	10,225	9,546	11,327
<i>Previous Year</i>	21	153	487	171	41	91	964	964	10,407	10,225	9,546	11,327	12,928
<i>Change</i>		+18%	-4%	-18%	-17%	+27%	-1%	-1%	+12%	+2%	+7%	-16%	-12%
Active Hoopla Users (Began 2016)							229		189	129	0	0	0
<i>Previous Year</i>							140		129	0	0	0	0
<i>Change</i>							+64%		+47%				
Active OverDrive Users							159		156	134	144	134	112
<i>Previous Year</i>							140		134	144	134	112	96
<i>Change</i>							+14%		+16%	-7%	+7%	+20%	+17%

Total Collection

January 2018

	Alganssee	Bronson	Coldwater	Quincy	Sherwood	Union Twp.	BDL Monthly Total	BDL YTD	BDL Year End				
									2017	2016	2015	2014	2013
									Combined Physical Items	5,698	15,567	50,327	19,287
<i>Previous Year</i>	5,878	17,364	62,629	18,794	7,471	12,832	124,968		126,407	131,432	130,210	128,968	126,849
<i>Change</i>	-3%	-10%	-20%	+3%	+6%	+4%	-10%		-11%	-4%	+1%	+1%	+2%
Combined Digital Collections (Tracking Since 8/2017)							585,567		579,037	0	0	0	0
<i>Previous Year</i>							0		0	0	0	0	0
<i>Change</i>													
TOTAL of all Collections	5,698	15,567	50,327	19,287	7,954	13,322	697,722		692,046	126,407	131,432	130,210	128,968
<i>Previous Year</i>	5,878	17,364	62,629	18,794	7,471	12,832	124,968		126,407	131,432	130,210	128,968	126,849
<i>Change</i>	-3%	-10%	-20%	+3%	+6%	+4%	+458%		+447%	-4%	+1%	+1%	+2%

Circulation of Physical Items

January 2018

	Alganssee	Bronson	Coldwater	Quincy	Sherwood	Union Twp.	BDL Monthly Total	BDL YTD	BDL Year End				
									2017	2016	2015	2014	2013
									Checkouts in Evergreen	223	1,811	4,759	983
<i>Previous Year</i>	192	1,574	5,223	1,527	324	910	9,750	9,750	118,595	121,841	123,074	137,997	147,891
<i>Change</i>	+16%	+15%	-9%	-36%	+6%	+1%	-7%	-7%	+2%	-3%	-1%	-11%	-7%
Renewals in Evergreen	37	145	498	64	90	134	968	968	14,804	15,480	15,434	16,044	16,310
<i>Previous Year</i>	49	162	642	128	56	143	1,180	1,180	15,480	15,434	16,044	16,310	18,275
<i>Change</i>	-24%	-10%	-22%	-50%	+61%	-6%	-18%	-18%	-4%	+0%	-4%	-2%	-11%
Checkouts of Uncataloged Items	39	107	140	0	0	42	328	328	2,817	4,576	4,385	4,601	4,985
<i>Previous Year</i>	70	80	77	0	0	27	254	254	4,576	4,385	4,601	4,985	11,076
<i>Change</i>	-44%	+34%	+82%			+56%	+29%	+29%	-38%	+4%	-5%	-8%	-55%
Requests from BDL Patrons for Items at Other MeLCat Libraries, Actually Fulfilled							853	853	8,169	7,112	6,118	5,677	6,302
<i>Previous Year</i>							703	703	7,112	6,118	5,677	6,302	6,390
<i>Change</i>							+21%	+21%	+15%	+16%	+8%	-10%	-1%
Requests from Other MeLCat Libraries for Items at BDL, Actually Fulfilled							511	511	7,867	7,068	4,855	5,400	9,387
<i>Previous Year</i>							601	601	7,068	4,855	5,400	9,387	7,291
<i>Change</i>							-15%	-15%	+11%	+46%	-10%	-42%	+29%
TOTAL of All Physical Circulation	299	2,063	5,397	1,047	433	1,092	11,695	11,695	154,573	152,831	152,633	154,796	174,981
<i>Previous Year</i>	311	1,816	5,942	1,655	380	1,080	12,488	12,488	152,831	152,633	154,796	174,981	190,923
<i>Change</i>	-4%	+14%	-9%	-37%	+14%	+1%	-6%	-6%	+1%	+0%	-1%	-12%	-8%

Use of Digital Resources

January 2018

	Alganssee	Bronson	Coldwater	Quincy	Sherwood	Union Twp.	BDL Monthly Total	BDL YTD	BDL Year End				
									2017	2016	2015	2014	2013
OverDrive Circulations							647	647	7,823	7,502	7,380	6,615	5,632
<i>Previous Year</i>							678	678	7,502	7,380	6,615	5,632	5,228
<i>Change</i>							-5%	-5%	+4%	+2%	+12%	+17%	+8%
Hoopla Circulations (Began 2016)							1,051	1,051	10,669	5,432	0	0	0
<i>Previous Year</i>							793	793	5,432	0	0	0	0
<i>Change</i>							+33%	+33%	+96%				
NewsBank Searches (Began 2016)							188	188	2,153	2,421	0	0	0
<i>Previous Year</i>							215	215	2,421	0	0	0	0
<i>Change</i>							-13%	-13%	-11%				
TumbleBooks Uses							136	136	2,964	22,269	24,673	1,096	1,786
<i>Previous Year</i>							34	34	22,269	24,673	1,096	1,786	835
<i>Change</i>							+300%	+300%	-87%	-10%	+2,151%	-39%	+114%
Mango Languages Uses							66	66	1,024	538	617	1,180	1,241
<i>Previous Year</i>							175	175	538	617	1,180	1,241	723
<i>Change</i>							-62%	-62%	+90%	-13%	-48%	-5%	+72%
Ancestry Searches							539	539	26,546	36,332	20,275	12,755	8,935
<i>Previous Year</i>							2,486	2,486	36,332	20,275	12,755	8,935	8,635
<i>Change</i>							-78%	-78%	-27%	+79%	+59%	+43%	+3%
Activities Completed on ABCMouse (Began 2016)							89	89	1,251	1,130	0	0	0
<i>Previous Year</i>							103	103	1,130	0	0	0	0
<i>Change</i>							-14%	-14%	+11%				
Books Read on ABCMouse (Began 2016)							9	9	109	98	0	0	0
<i>Previous Year</i>							4	4	98	0	0	0	0
<i>Change</i>							+125%	+125%	+11%				
TOTAL Use of Digital Resources							2,725	2,725	52,539	75,722	52,945	21,646	17,594
<i>Previous Year</i>							4,488	4,488	75,722	52,945	21,646	17,594	15,421
<i>Change</i>							-39%	-39%	-31%	+43%	+145%	+23%	+14%

Total Circulation

January 2018

	Alganssee	Bronson	Coldwater	Quincy	Sherwood	Union Twp.	BDL Monthly Total	BDL YTD	BDL Year End				
									2017	2016	2015	2014	2013
Combined Circulation of Physical Items	299	2,063	5,397	1,047	433	1,092	11,695	11,695	154,573	152,831	152,633	154,796	174,981
<i>Previous Year</i>	311	1,816	5,942	1,655	380	1,080	12,488	12,488	152,831	152,633	154,796	174,981	190,923
<i>Change</i>	-4%	+14%	-9%	-37%	+14%	+1%	-6%	-6%	+1%	+0%	-1%	-12%	-8%
Combined Use of Digital Resources							2,725	2,725	52,539	75,722	52,945	21,646	17,594
<i>Previous Year</i>							4,488	4,488	75,722	52,945	21,646	17,594	15,421
<i>Change</i>							-39%	-39%	-31%	+43%	+145%	+23%	+14%
TOTAL BDL Circulation	299	2,063	5,397	1,047	433	1,092	14,420	14,420	207,112	228,553	205,578	176,442	192,575
<i>Previous Year</i>	311	1,816	5,942	1,655	380	1,080	16,976	16,976	228,553	205,578	176,442	192,575	206,344
<i>Change</i>	-4%	+14%	-9%	-37%	+14%	+1%	-15%	-15%	-9%	+11%	+17%	-8%	-7%

MeLCat

January 2018

	Alganssee	Bronson	Coldwater	Quincy	Sherwood	Union Twp.	BDL Monthly Total	BDL YTD	BDL Year End				
									2017	2016	2015	2014	2013
									Requests from BDL Patrons for Items at Other MeLCat Libraries	888	888	8,699	7,643
Previous Year	765	765	7,643	7,280	6,708	7,329	7,727						
Change	+16%	+16%	+14%	+5%	+9%	-8%	-5%						
Requests from BDL Patrons for Items at Other MeLCat Libraries, Actually Fulfilled	853	853	8,169	7,112	6,118	5,677	6,302						
Previous Year	703	703	7,112	6,118	5,677	6,302	6,390						
Change	+21%	+21%	+15%	+16%	+8%	-10%	-1%						
Requests from Other MeLCat Libraries for Items at BDL	600	600	7,994	7,096	5,989	6,619	9,848						
Previous Year	595	595	7,096	5,989	6,619	9,848	7,910						
Change	+1%	+1%	+13%	+18%	-10%	-33%	+25%						
Requests from Other MeLCat Libraries for Items at BDL, Actually Fulfilled	511	511	7,867	7,068	4,855	5,400	9,387						
Previous Year	601	601	7,068	4,855	5,400	9,387	7,291						
Change	-15%	-15%	+11%	+46%	-10%	-42%	+29%						
BDL Items Sent to Other MeLCat Libraries	48	68	0	92	50	71	329	329	4,739	3,986	3,394	3,548	5,915
Previous Year	45	62	0	111	46	76	340	340	3,986	3,394	3,548	5,915	4,898
Change	+7%	+10%		-17%	+9%	-7%	-3%	-3%	+19%	+17%	-4%	-40%	+21%
Items from other MeLCat Libraries Checked out to OUR Patrons	26	59	299	88	21	75	568	568	6,352	5,560	4,662	4,231	4,852
Previous Year	21	75	236	79	12	49	472	472	5,560	4,662	4,231	4,852	4,745
Change	+24%	-21%	+27%	+11%	+75%	+53%	+20%	+20%	+14%	+19%	+10%	-13%	+2%

Programs Held

January 2018

	Alganssee	Bronson	Coldwater	Quincy	Sherwood	Union Twp.	BDL Monthly Total	BDL YTD	BDL Year End				
									2017	2016	2015	2014	2013
									Juvenile Programs Held	3	11	37	0
Previous Year	2	9	39	0	0	8	58	58	603	575	482	470	433
Change	+50%	+22%	-5%			+13%	+5%	+5%	+19%	+5%	+19%	+3%	+9%
Young Adult Programs Held	0	4	10	4	7	2	27	27	248	163	151	126	49
Previous Year	0	12	3	0	4	0	19	19	163	151	126	49	37
Change		-67%	+233%		+75%		+42%	+42%	+52%	+8%	+20%	+157%	+32%
Adult Programs Held	1	1	3	0	2	0	7	7	146	220	157	125	87
Previous Year	0	4	6	0	0	0	10	10	220	157	125	87	76
Change		-75%	-50%				-30%	-30%	-34%	+40%	+26%	+44%	+14%
Juvenile Summer Reading Events Held	0	0	0	0	0	0	0	0	95	89	84	78	0
Previous Year	0	0	0	0	0	0	0	0	89	84	78	0	0
Change									+7%	+6%	+8%		
Young Adult Summer Reading Events Held	0	0	0	0	0	0	0	0	57	29	85	30	0
Previous Year	0	0	0	0	0	0	0	0	29	85	30	0	0
Change									+97%	-66%	+183%		
Adult Summer Reading Events Held	0	0	0	0	0	0	0	0	0	3	5	4	0
Previous Year	0	0	0	0	0	0	0	0	3	5	4	0	0
Change										-40%	+25%		
Computer Classes Held	0	0	2	0	0	0	2	2	22	14	22	24	0
Previous Year	0	0	0	0	0	0	0	0	14	22	24	0	0
Change									+57%	-36%	-8%		
TOTAL of All Programs	4	16	52	4	10	11	97	97	1,288	1,121	1,079	869	606
Previous Year	2	25	48	0	4	8	87	87	1,121	1,079	869	606	546
Change	+100%	-36%	+8%		+150%	+38%	+11%	+11%	+15%	+4%	+24%	+43%	+11%

Program Attendance

January 2018

	Alganssee	Bronson	Coldwater	Quincy	Sherwood	Union Twp.	BDL Monthly Total	BDL YTD	BDL Year End				
									2017	2016	2015	2014	2013
									Attendees at Juvenile Programs	7	151	667	0
<i>Previous Year</i>	7	136	639	0	0	130	912	912	10,368	8,415	7,857	8,859	8,391
<i>Change</i>		+11%	+4%			+7%	+6%	+6%	+48%	+23%	+7%	-11%	+6%
Attendees at Young Adult Programs	0	12	179	29	53	4	277	277	4,520	1,011	884	641	473
<i>Previous Year</i>	0	9	32	0	22	0	63	63	1,011	884	641	473	462
<i>Change</i>		+33%	+459%		+141%		+340%	+340%	+347%	+14%	+38%	+36%	+2%
Attendees at Adult Programs	5	103	60	0	16	0	184	184	1,979	2,048	2,157	1,310	1,108
<i>Previous Year</i>	0	34	28	0	0	0	62	62	2,048	2,157	1,310	1,108	967
<i>Change</i>		+203%	+114%				+197%	+197%	-3%	-5%	+65%	+18%	+15%
Attendees at Juvenile Summer Reading Events	0	0	0	0	0	0	0	0	3,116	3,904	2,499	3,159	0
<i>Previous Year</i>	0	0	0	0	0	0	0	0	3,904	2,499	3,159	0	0
<i>Change</i>									-20%	+56%	-21%		
Attendees at Young Adult Summer Reading Events	0	0	0	0	0	0	0	0	671	295	259	307	0
<i>Previous Year</i>	0	0	0	0	0	0	0	0	295	259	307	0	0
<i>Change</i>									+127%	+14%	-16%		
Attendees at Adult Summer Reading Events	0	0	0	0	0	0	0	0	0	21	77	111	0
<i>Previous Year</i>	0	0	0	0	0	0	0	0	21	77	111	0	0
<i>Change</i>										-73%	-31%		
Attendees at Computer Classes	0	0	2	0	0	0	2	2	21	12	29	28	0
<i>Previous Year</i>	0	0	0	0	0	0	0	0	12	29	28	0	0
<i>Change</i>									+75%	-59%	+4%		
TOTAL of All Program Attendance	12	266	908	29	74	143	1,432	1,432	25,658	17,659	14,320	13,413	10,440
<i>Previous Year</i>	7	179	699	0	22	130	1,037	1,037	17,659	14,320	13,413	10,440	9,820
<i>Change</i>	+71%	+49%	+30%		+236%	+10%	+38%	+38%	+45%	+23%	+7%	+28%	+6%

Summer Reading Program Signups

January 2018

	Alganssee	Bronson	Coldwater	Quincy	Sherwood	Union Twp.	BDL Monthly Total	BDL YTD	BDL Year End				
									2017	2016	2015	2014	2013
									Juveniles Signed Up for Summer Reading Program	0	0	0	0
<i>Previous Year</i>	0	0	0	0	0	0	0	0	967	859	0	0	0
<i>Change</i>									+19%	+13%			
Young Adults Signed up for Summer Reading Program	0	0	0	0	0	0	0	0	385	113	311	0	0
<i>Previous Year</i>	0	0	0	0	0	0	0	0	113	311	0	0	0
<i>Change</i>									+241%	-64%			
Adults Signed Up for Summer Reading Program	0	0	0	0	0	0	0	0	117	86	85	0	0
<i>Previous Year</i>	0	0	0	0	0	0	0	0	86	85	0	0	0
<i>Change</i>									+36%	+1%			
TOTAL Summer Reading Program Signups	0	0	0	0	0	0	0	0	1,655	1,166	1,255	0	0
<i>Previous Year</i>	0	0	0	0	0	0	0	0	1,166	1,255	0	0	0
<i>Change</i>									+42%	-7%			

Summer Reading Program Completions

January 2018

	Alganssee	Bronson	Coldwater	Quincy	Sherwood	Union Twp.	BDL Monthly Total	BDL YTD	BDL Year End				
									2017	2016	2015	2014	2013
									Juveniles who Completed Summer Reading Program	0	0	0	0
Previous Year	0	0	0	0	0	0	0	459	512	0	0	0	
Change								+13%	-10%				
Young Adults who Completed Summer Reading Program	0	0	0	0	0	0	0	268	62	122	0	0	
Previous Year	0	0	0	0	0	0	0	62	122	0	0	0	
Change								+332%	-49%				
Adults who Completed Summer Reading Program	0	0	0	0	0	0	0	96	60	56	0	0	
Previous Year	0	0	0	0	0	0	0	60	56	0	0	0	
Change								+60%	+7%				
TOTAL Summer Reading Program Completions	0	0	0	0	0	0	0	882	581	690	0	0	
Previous Year	0	0	0	0	0	0	0	581	690	0	0	0	
Change								+52%	-16%				

Library-Provided Computer Services

January 2018

	Alganssee	Bronson	Coldwater	Quincy	Sherwood	Union Twp.	BDL Monthly Total	BDL YTD	BDL Year End				
									2017	2016	2015	2014	2013
									One-hour sessions on Library Wifi	649	8,517	23,661	2,562
Previous Year	762	5,333	24,319	1,502	788	2,686	35,390	35,390	410,437	351,423	298,098	217,215	151,938
Change	-15%	+60%	-3%	+71%	+19%	-29%	+8%	+8%	+4%	+17%	+18%	+37%	+43%
Computers Available for Public Use	5	16	27	8	6	11	73		73	73	73	73	73
Previous Year	5	16	27	8	6	11	73		73	73	73	73	73
Change													
Use of Library-Provided Computers	76	523	2,078	106	87	274	3,144	3,144	44,181	41,513	46,405	43,756	46,559
Previous Year	78	568	2,267	120	96	340	3,469	3,469	41,513	46,405	43,756	46,559	51,549
Change	-3%	-8%	-8%	-12%	-9%	-19%	-9%	-9%	+6%	-11%	+6%	-6%	-10%
Computers Available for Staff Use	1	6	27	3	2	3	42		41	41	41	41	41
Previous Year	1	6	26	3	2	3	41		41	41	41	41	41
Change			+4%				+2%						

Website Stats

January 2018

	Alganssee	Bronson	Coldwater	Quincy	Sherwood	Union Twp.	BDL Monthly Total	BDL YTD	BDL Year End				
									2017	2016	2015	2014	2013
									Monthly Website Sessions				
Previous Year							6,484	6,484	75,139	72,706	68,773	813,995,593	0
Change							-36%	-36%	-2%	+3%	+6%	-100%	
Monthly Website Page Views							9,488	9,488	177,799	182,084	169,630	163,277	162,300
Previous Year							16,262	16,262	182,084	169,630	163,277	162,300	0
Change							-42%	-42%	-2%	+7%	+4%	+1%	

Faxes, Prints, and Sales

January 2018

		Alganssee	Bronson	Coldwater	Quincy	Sherwood	Union Twp.	BDL Monthly Total	BDL YTD	BDL Year End				
										2017	2016	2015	2014	2013
										Fax Pages Received	0	0	7	0
<i>Previous Year</i>	0	6	14	0	0	0	20	20	219	173	168	140	185	
<i>Change</i>			-50%				+150%	+150%	+19%	+27%	+3%	+20%	-24%	
Fax Pages Sent	2	128	359	20	29	115	653	653	3,879	1,741	1,882	1,353	1,346	
<i>Previous Year</i>	0	77	29	50	10	60	226	226	1,741	1,882	1,353	1,346	1,682	
<i>Change</i>		+66%	+1,138%	-60%	+190%	+92%	+189%	+189%	+123%	-7%	+39%	+1%	-20%	
Free Prints for Job Seekers	16	14	219	4	72	25	350	350	3,128	2,878	2,335	3,024	3,834	
<i>Previous Year</i>	15	19	266	0	0	14	314	314	2,878	2,335	3,024	3,834	3,816	
<i>Change</i>	+7%	-26%	-18%			+79%	+11%	+11%	+9%	+23%	-23%	-21%	+0%	
Black and White Patron Prints (Tracking Since 6/2016)	371	993	4,790	144	45	483	6,826	6,826	75,606	35,561	0	0	0	
<i>Previous Year</i>	126	628	3,931	173	30	453	5,341	5,341	35,561	0	0	0	0	
<i>Change</i>	+194%	+58%	+22%	-17%	+50%	+7%	+28%	+28%	+113%					
Color Patron Prints (Tracking Since 6/2016)	51	69	445	124	98	67	854	854	10,253	4,036	0	0	0	
<i>Previous Year</i>	84	26	327	75	4	19	535	535	4,036	0	0	0	0	
<i>Change</i>	-39%	+165%	+36%	+65%	+2,350%	+253%	+60%	+60%	+154%					
Flash Drives Sold (Tracking Since 6/2016)	0	0	2	0	0	1	3	3	56	54	0	0	0	
<i>Previous Year</i>	0	0	5	2	0	1	8	8	54	0	0	0	0	
<i>Change</i>			-60%				-63%	-63%	+4%					
Earbuds Sold (Tracking Since 6/2016)	0	19	15	0	2	2	38	38	416	166	0	0	0	
<i>Previous Year</i>	0	9	16	0	0	0	25	25	166	0	0	0	0	
<i>Change</i>		+111%	-6%				+52%	+52%	+151%					

Fines and Fees

Overdue Fines Dropped in 2017

January 2018

	Alganssee	Bronson	Coldwater	Quincy	Sherwood	Union Twp.	BDL Monthly Total	BDL YTD	BDL Year End				
									2017	2016	2015	2014	2013
									Fines and Fees Payments Received	\$ 14.75	\$ 77.70	\$ 296.51	\$ 22.00
<i>Previous Year</i>	\$ 6.00	\$ 91.11	\$ 564.82	\$ 52.70	\$ 27.35	\$ 44.85	\$ 786.83	\$ 786.83	\$ 10,062.96	\$ 14,448.76	\$ 14,827.36	\$ 15,371.10	\$ 18,047.66
<i>Change</i>	+133%	-15%	-48%	-58%			-48%	-48%	-24%	-30%	-3%	-4%	-15%
Outstanding Fines and Fees	\$ 274.00	\$ 10,120.86	\$ 36,518.26	\$ 3,856.30	\$ 1,594.23	\$ 5,299.06	\$ 57,662.71		84,232.33	228,102.90	221,076.26	209,842.19	201,353.05
<i>Previous Year</i>	\$ 1,153.62	\$ 33,893.18	\$ 154,770.39	\$ 20,501.68	\$ 4,503.87	\$ 14,189.52	\$ 229,012.26		228,102.90	221,076.26	209,842.19	201,353.05	188,798.85
<i>Change</i>	-76%	-70%	-76%	-81%	-65%	-63%	-75%		-63%	+3%	+5%	+4%	+7%

Seed Exchange

Began 3/2017 at Coldwater Only (Stats part of circulation totals above.)

January 2018

	Alganssee	Bronson	Coldwater	Quincy	Sherwood	Union Twp.	BDL Monthly Total	BDL YTD	BDL Year End				
									2017	2016	2015	2014	2013
Seed Exchange	0	0	0	0	0	0	0	0	185	0	0	0	0
<i>Previous Year</i>	0	0	0	0	0	0	0	0	0	0	0	0	0
<i>Change</i>													

Heritage Room

Stats part of Coldwater Branch totals above; shown here for convenience.

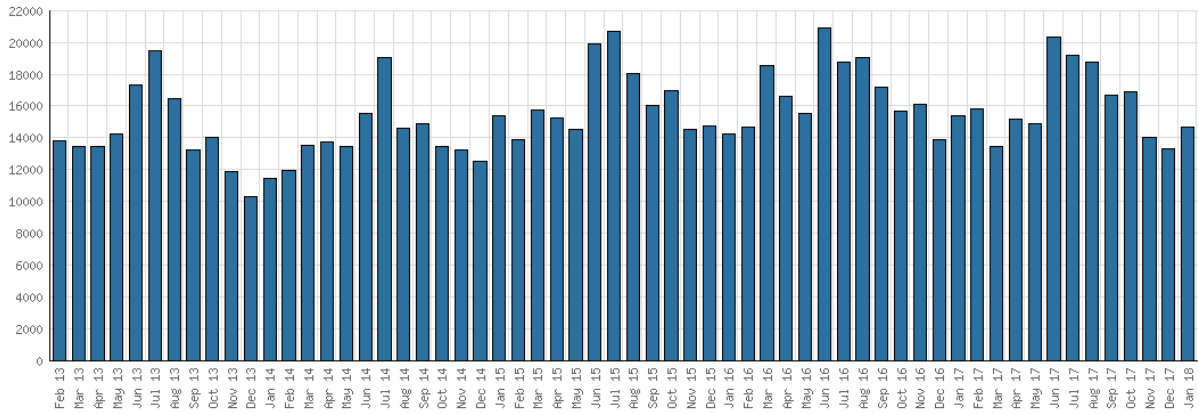
January 2018

	Heritage Room	YTD	Year End				
			2017	2016	2015	2014	2013
Heritage Room Attendance	67	67	658	705	468	312	0
<i>Previous Year</i>	57	57	705	468	312	0	0
<i>Change</i>	+18%	+18%	-7%	+51%	+50%		
In-Person Reference Questions	56	56	550	72	30	41	24
<i>Previous Year</i>	35	35	72	30	41	24	50
<i>Change</i>	+60%	+60%	+664%	+140%	-27%	+71%	-52%
Reference Telephone Calls	35	35	433	376	206	84	0
<i>Previous Year</i>	29	29	376	206	84	0	0
<i>Change</i>	+21%	+21%	+15%	+83%	+145%		
Online Reference Questions	6	6	63	83	77	43	0
<i>Previous Year</i>	5	5	83	77	43	0	0
<i>Change</i>	+20%	+20%	-24%	+8%	+79%		

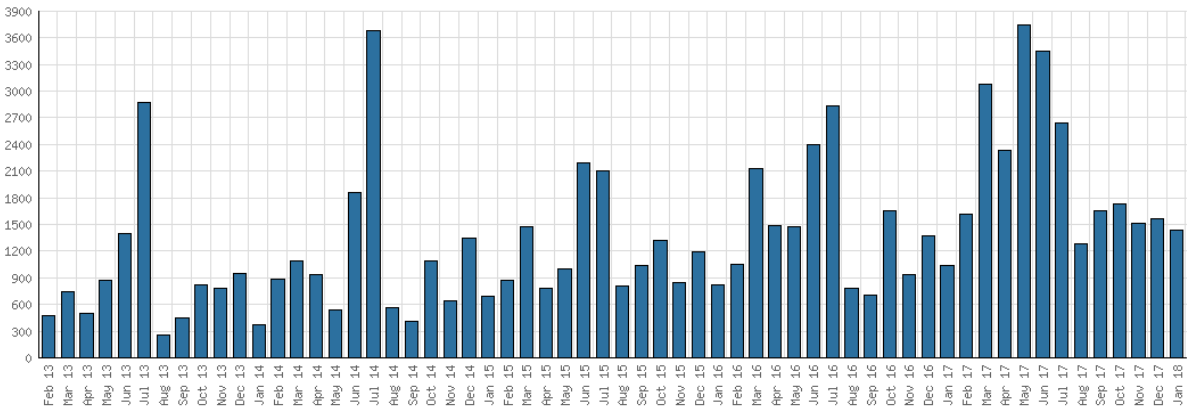
Selected Graphs

5-year Monthly Trends

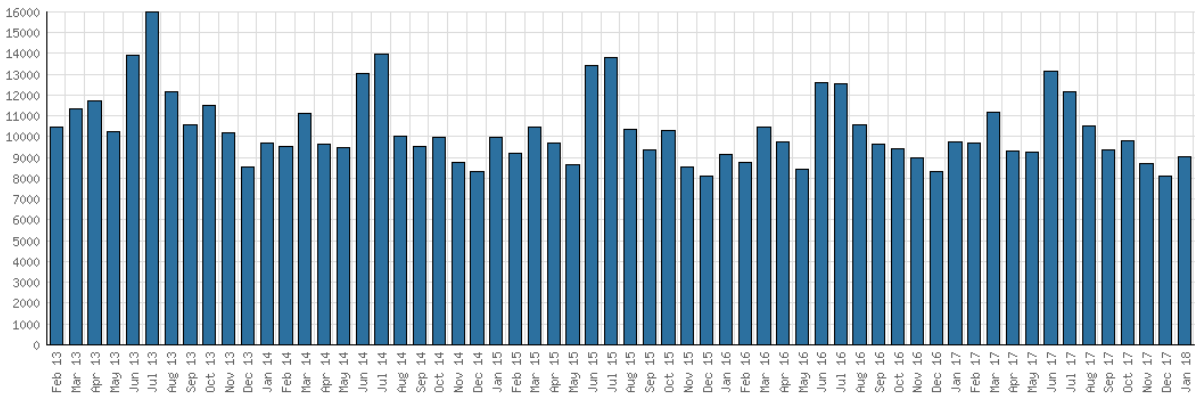
District Attendance



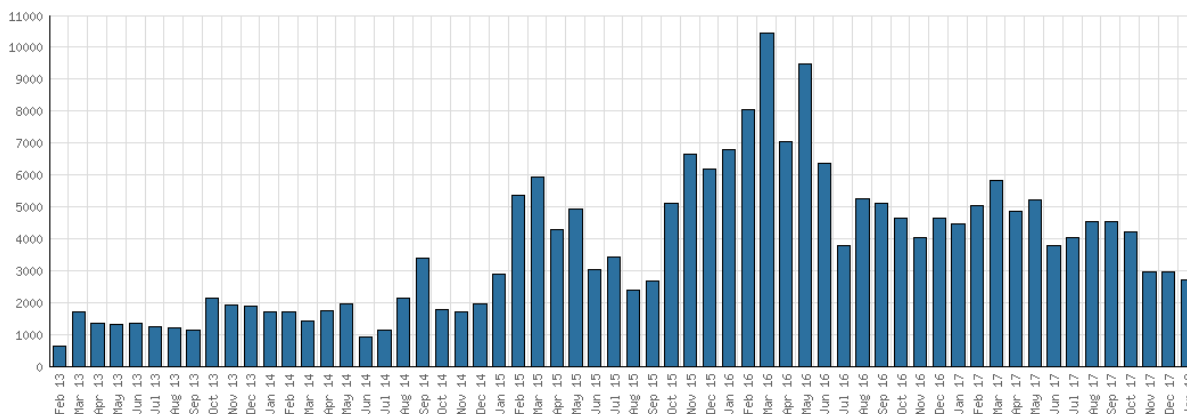
District Program Attendance



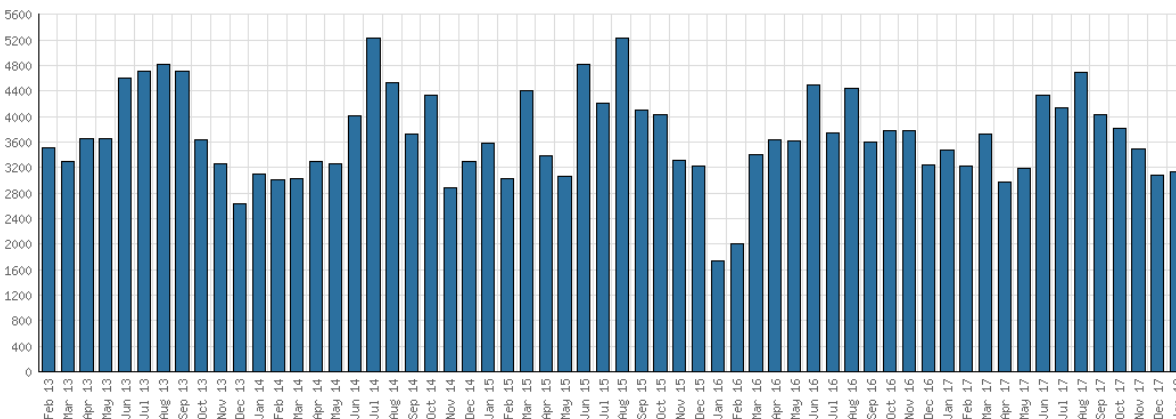
District Physical Circulation



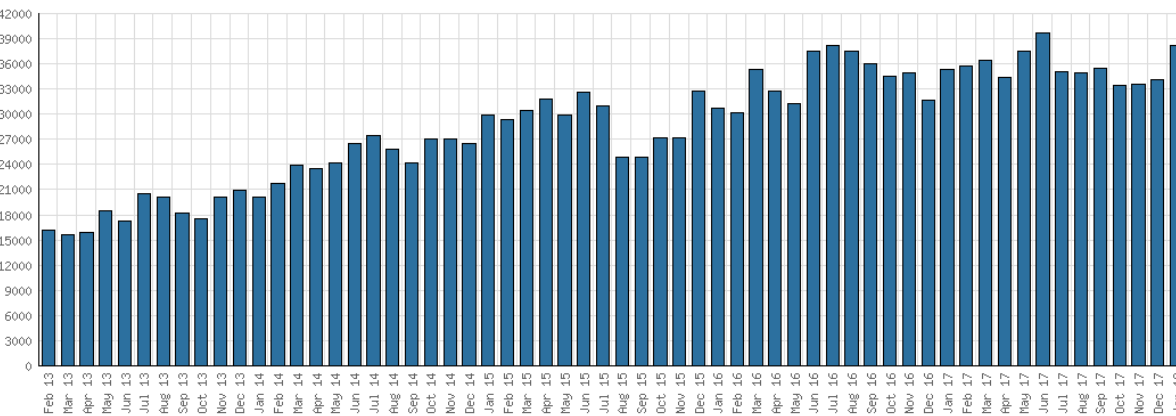
District Digital Circulation



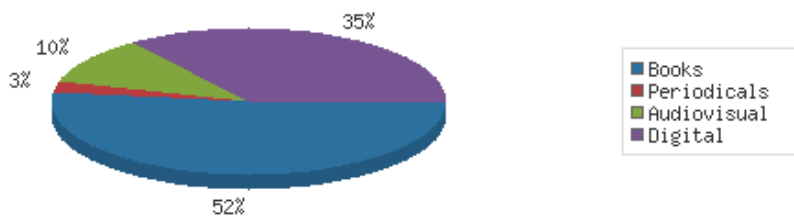
District Use of Library-Provided Computers



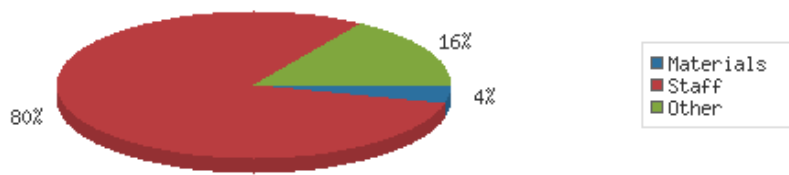
District One-Hour Sessions on Library Wifi



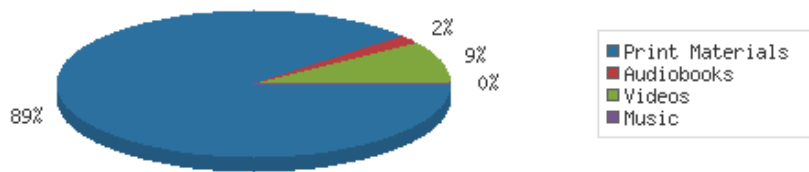
Year-to-Date Materials Expenditures



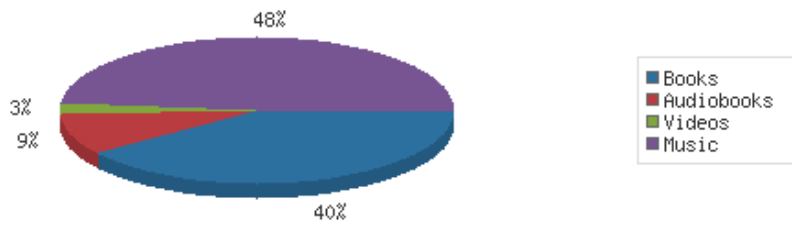
Year-to-Date Expenditures in all Categories



Physical Collection



Digital Collection



Year-to-Date Usage Breakdown of Digital Services

